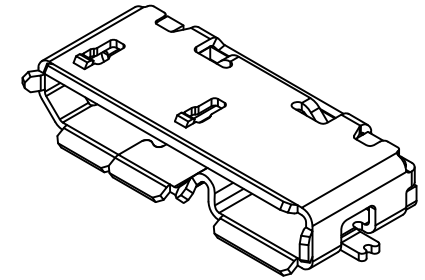
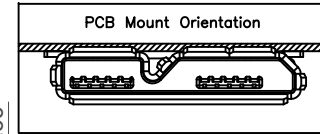
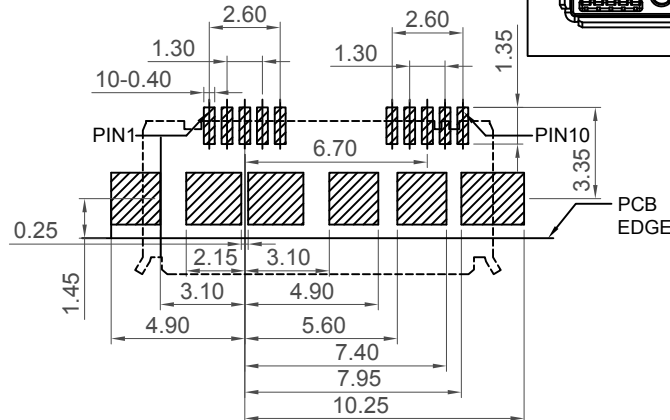
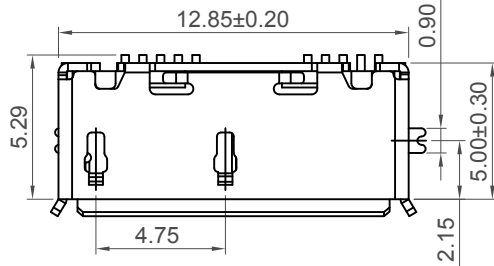
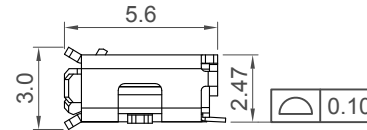


Designed to comply with physical, electrical and environmental requirements of micro USB Standard Compliance (USB3.0).



RECOMMENDED P.C.B LAYOUT
AS VIEWED FROM COMPONENT SIDE



Specifications 规格:

Materials 材料:

Plastic Housing 塑胶外壳: LCP, UL94V-0, Black, LCP, UL94V-0 黑色
 Contact Terminal 接触端子: Copper Alloy 铜合金
 Metallic Shell 金属外壳: Stainless Steel 不锈钢

Finish 表面处理:

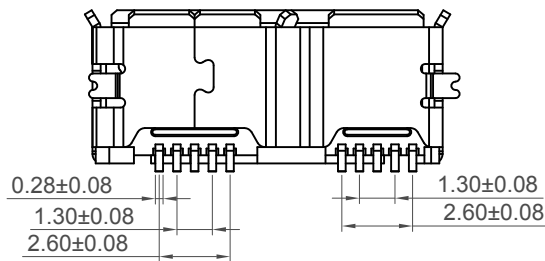
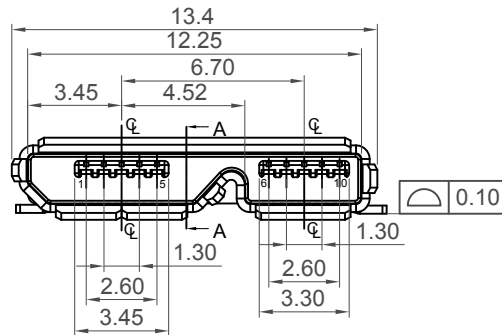
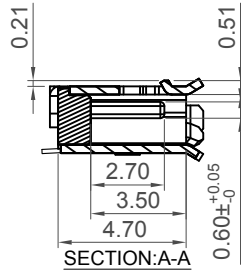
Underplating 底层电镀: Nickel
 Plating 电镀:

Contact Area 接触面积: 30µ" Gold
 Solder Tails 焊接末端: Gold Flash
 Metallic Shell 金属外壳: Tin
Electrical 电气规格:
 Voltage Rating 电压额定值: 100 V AC/DC
 Current Rating 电流额定值:
 Signal Pins 信号引脚 2,3,4,6,7,8,9,10 at 在 0.25A AC/DC & Power Pins 电源接脚 1,5 at 在 1.8A AC/DC
 Operating Temperature 工作温度: -30°C to +85°C
 Contact Resistance 接触电阻值: 30mΩ Max.
 Insulating Resistance 绝缘电阻值: 1000MΩ Min.
 Dielectric Withstand Voltage 耐电压: 100V AC/Minute

Mechanical 机械性规格:

Mating Force 插入力: 35N Max.
 Unmating Force 拨出力: 10N Min.
 Durability 耐久性: 10000

PIN NUMBER	SIGNAL NAME	DESCRIPTION
1	VBUS	Power
2	D-	USB 2.0 Differential pair
3	D+	
4	ID	OTG identification
5	GND	Ground for power return
6	MicB_SSTX-	SuperSpeed transmitter differential pair
7	MicB_SSTX+	
8	GND_DRAIN	Ground for SuperSpeed signal return
9	MicB_SSRX-	SuperSpeed receiver differential pair
10	MicB_SSRX+	
Shell	Shield	Connector metal shell



Ordering Grid

USB3115-30-A Request Samples and Quotation
 Contact Plating 30 = 30µ" Gold
 Packing Options A = Tape & Reel (1000 per Reel)

By	AJO
DETAIL	USB3115 G PCN
REV DATE	G 06/06/14



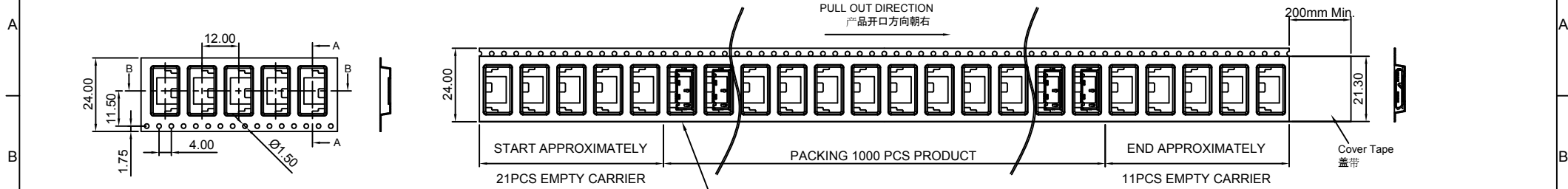
Tolerances (Except as noted)	
Dimensions in mm	
X.X ± 0.3	X.X* ± 2*
X.XX ± 0.2	X.XX* ± 1*
X.XXX ± 0.1	X.XXX* ± 0.5*
Third Angle Projection	

Part Number:-	USB3115	Date:-	16 MAY 11
Description:-	USB 3.0 Micro Receptacle, Type B, SMT, Horizontal, 10 Pin, Bottom Mount, with SMT Holddown Pads		
© THIS DRAWING IS CONFIDENTIAL AND MUST NOT BE COPIED OR DISCLOSED WITHOUT WRITTEN CONSENT			

GCT
www.gct.co

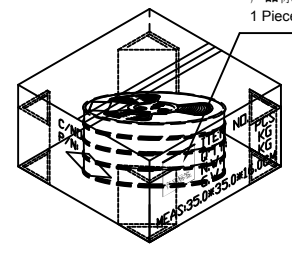
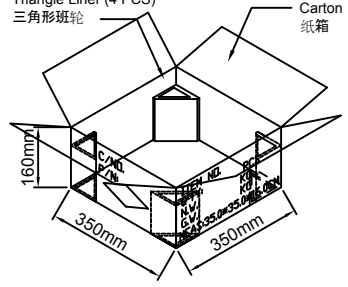
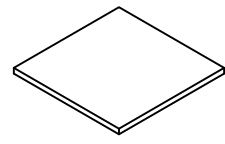
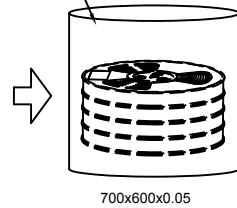
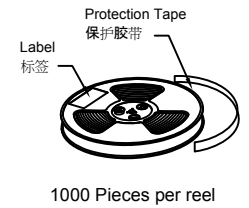

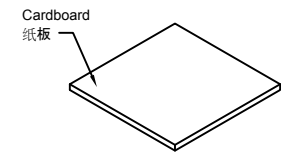
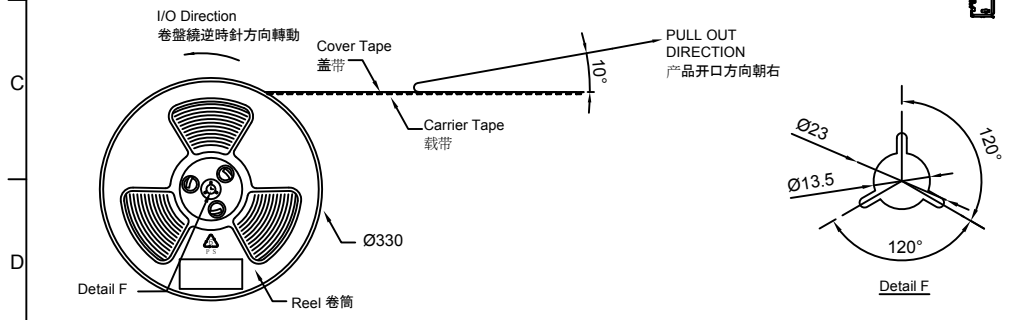
Scale NTS	Revision G	Material See Note	Drawn by ASE	E & OE	Sheet No. 1/2
-----------	------------	-------------------	--------------	--------	---------------

Global Connector Technology Ltd. - USB3115: USB 3.0 Micro Receptacle, Type B, SMT, Horizontal, 10 Pin, Bottom Mount, W/SMT Holddown Pads



Products P/N	PCS/Reel	Reels/Carton	PCS/Carton
USB3115-30-A	1000	4	4000

- Notes注意:
1. Peeling off force of top tape: 0.1-1.3N
 2. All dimensions in millimeters 所有尺寸均是毫米



4000 Pieces per carton

By	AJO
DETAIL	USB3115 G PCN
REV DATE	G 06/06/14



Tolerances (Except as noted)	Part Number:- USB3115	Date:- 16 MAY 11
Dimensions in mm	Description:- USB 3.0 Micro Receptacle, Type B, SMT, Horizontal, 10 Pin, Bottom Mount, with SMT Holddown Pads	
X.X ± 0.3	X.X* ± 2*	© THIS DRAWING IS CONFIDENTIAL AND MUST NOT BE COPIED OR DISCLOSED WITHOUT WRITTEN CONSENT
X.XX ± 0.2	X.XX* ± 1*	
X.XXX ± 0.1	X.XXX* ± 0.5*	
Third Angle Projection	Scale NTS	Revision G

GCT
www.gct.co

Material See Note	Drawn by ASE	Sheet No. 2/2
E & OE		