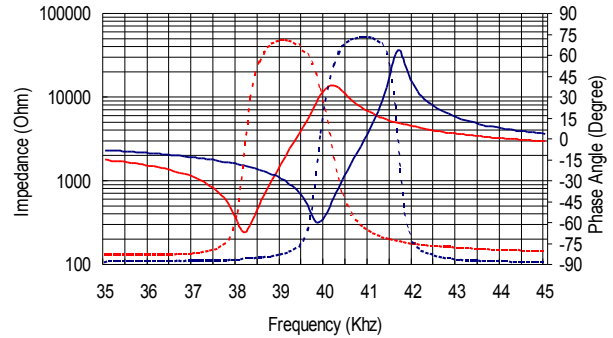


**Impedance/Phase Angle vs. Frequency**

Tested under 1Vrms Oscillation Level

400ER080 Impedance ——— (Red solid line)  
 400ER080 Phase - - - - - (Red dashed line)  
 400ET080 Impedance ——— (Blue solid line)  
 400ET080 Phase - - - - - (Blue dashed line)



**Specification**

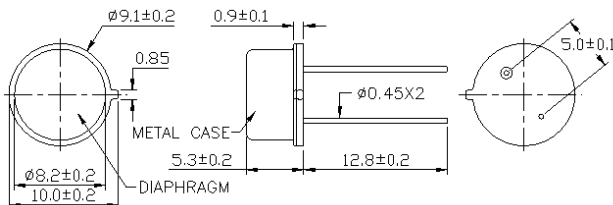
400ET080	Transmitter
400ER080	Receiver
Center Frequency	40.0±3.0KHz
Bandwidth (-6dB)	400ET080 1.5KHz 400ER080 2.0KHz
Transmitting Sound Pressure Level at 40.0KHz; 0dB re 0.0002µbar per 10Vrms at 30cm	100dB min.
Receiving Sensitivity at 40.0KHz 0dB = 1 volt/µbar	-80dB min.
Capacitance at 1KHz ±20%	1700 pF
Max. Driving Voltage (cont.)	15Vrms
Total Beam Angle -6dB	125° typical
Operation Temperature	-30 to 70°C
Storage Temperature	-40 to 80°C

All specification taken typical at 25°C  
 Closer frequency tolerance can be supplied upon request.

Model available:

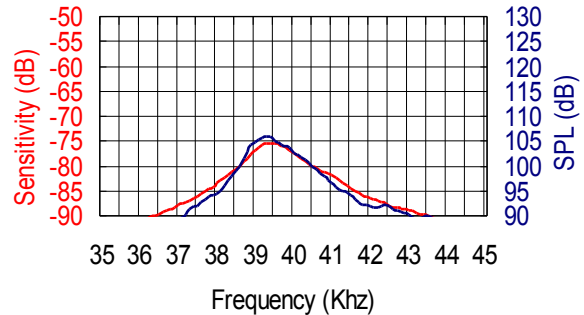
1	400ET/R080	Nickel Plated Steel Housing
---	------------	-----------------------------

**Dimensions:** dimensions are in mm



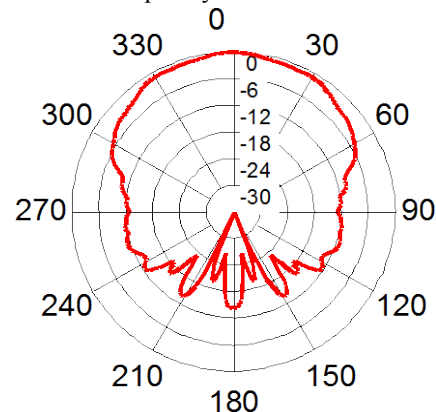
**Sensitivity/Sound Pressure Level**

Tested under 10Vrms @30cm



**Beam Angle**

Tested at 40.0KHz frequency

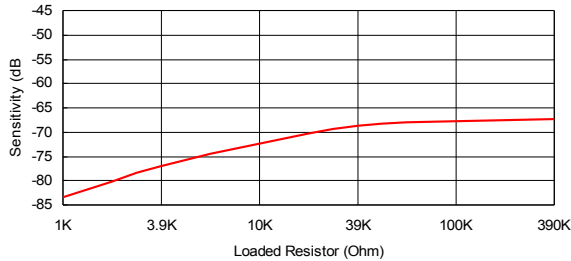


**S. Square Enterprise Company Limited**  
**Pro-Wave Electronics Corporation**

[Http://www.pro-wave.com.tw](http://www.pro-wave.com.tw) ; E-mail: [sales@pro-wave.com.tw](mailto:sales@pro-wave.com.tw) ; Tel: 886-2-22465101 ; Fax: 886-2-22465105

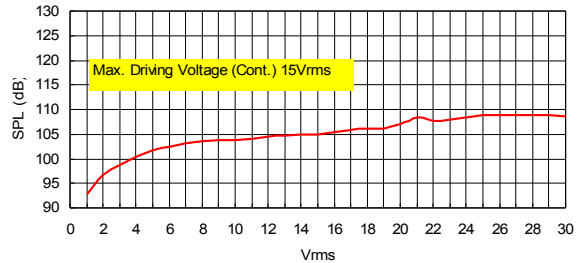
**400ER080 Receiver**

**Sensitivity Variation vs. Loaded Resistor**

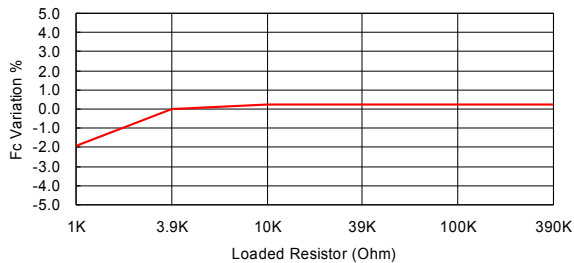


**400ET080 Transmitter**

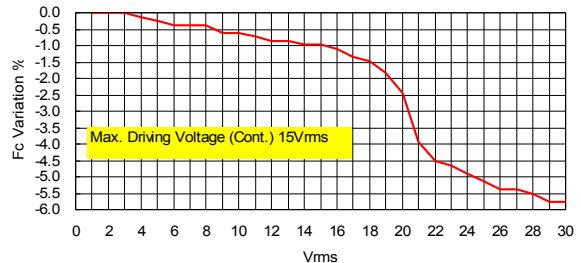
**SPL Variation vs. Driving Voltage**



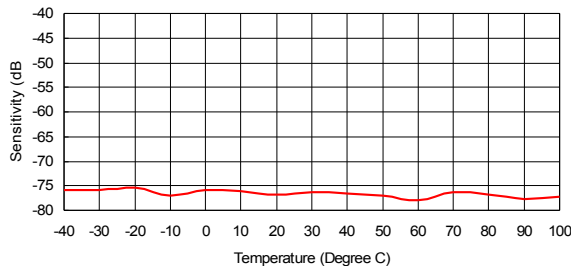
**Center Frequency Shift vs. Loaded Resistor**



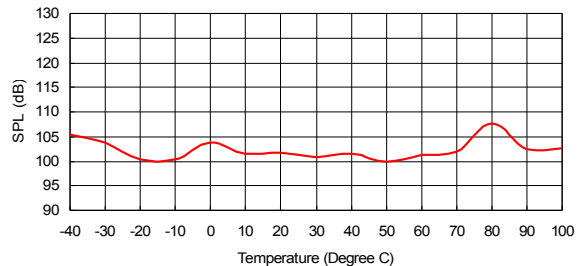
**Center Frequency Shift vs. Driving Voltage**



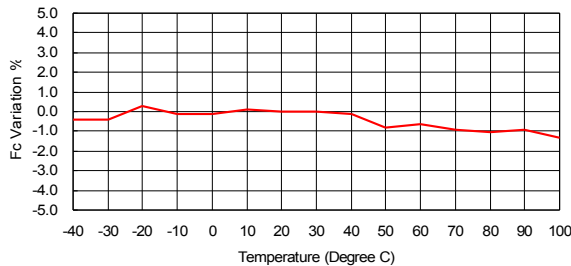
**Sensitivity Variation vs. Temperature**



**SPL Variation vs. Temperature**



**Center Frequency Shift vs. Temperature**



**Center Frequency Shift vs. Temperature**

