

## 4660N

115/220 V 50 Hz  
115/230 V 60 Hz

94.2 CFM (at 50 Hz)  
105.9 CFM (at 60 Hz)

119x119x38 mm

### Description

Especially powerful axial fan for dual-voltage operation at 50 Hz or 60 Hz. Aerodynamically shaped; all metal construction. Driven by shaded pole motor. External rotor dynamically balanced in two planes. Sleeve bearing system with oil feedback. Fan blades made of sheet steel directly welded to the external rotor.

Air flow at 50 Hz operation is 160 m<sup>3</sup>/h (44.4 x 10<sup>-3</sup> m<sup>3</sup>/s; 94.2 CFM) in free air. Noise in optimum operating 43 dB(A); free air 46 dB(A). Max. static pressure 80 Pa (.32 in. H<sub>2</sub>O).


Air flow at 60 Hz operation is 180 m<sup>3</sup>/h (50 x 10<sup>-3</sup> m<sup>3</sup>/s; 105.9 CFM) free air. Noise in optimum operating range 47 dB(A); free air 50 dB(A). Max. static pressure 95 Pa (.38 in. H<sub>2</sub>O).

Dimensions: 119 x 119 x 38 mm (4.68 x 4.68 x 1.5 in.). Mass: 550 g (20 oz).

### Application

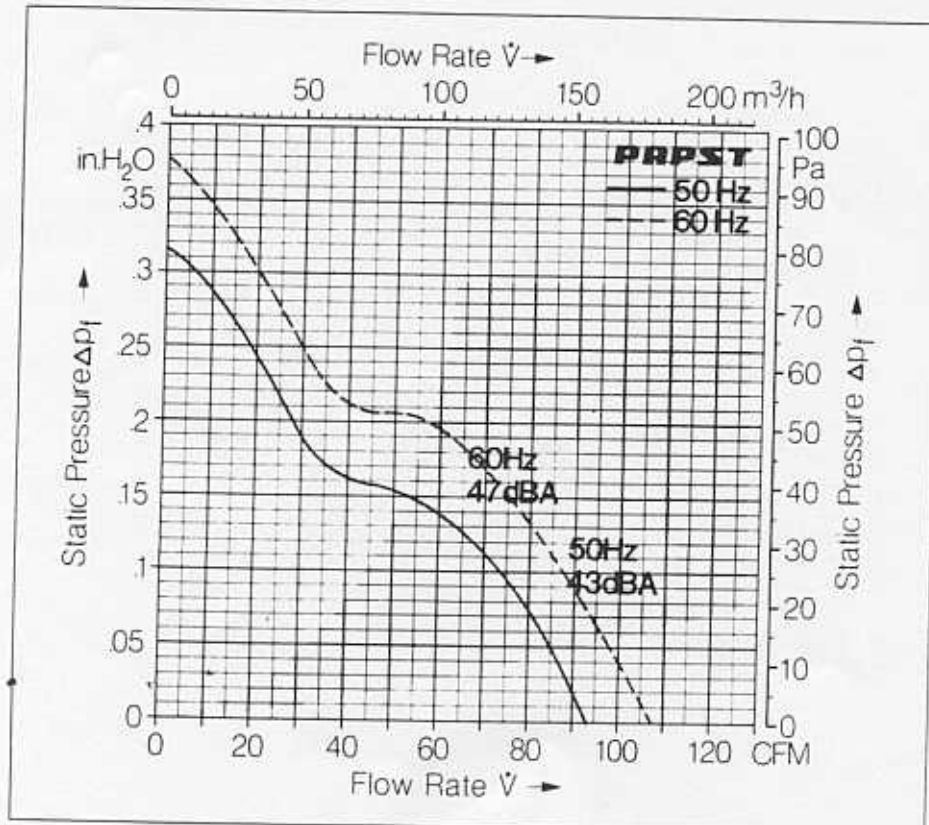
Preferably for cooling electrical and electronic equipment and installations, particularly where an axial fan with high air flow is required.

This dual-voltage fan can be modified according to different requirements by varying the supply voltage e.g. in export destined equipment requiring different voltages or frequencies (see connection diagram).



Subject to change for purposes of design or technical improvement. All rights reserved.

The start-up current of all PAPST fans can be considerably higher than the operating current.

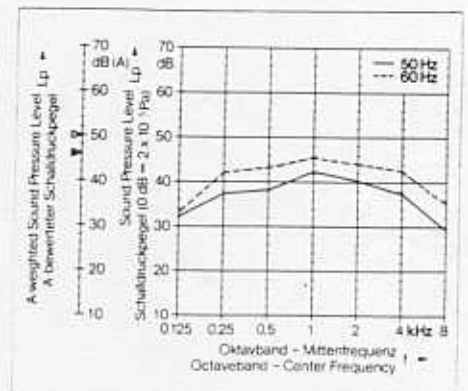


### Standard Fan-Performance Curve

for air density  $\rho = 1.2 \text{ kg/m}^3$ , measured with Double-Chamber-Teststand on intake side.

### Noise Spectrum

Anechoic Chamber Measurement. Free air discharge. Unit suspended in rubber bands. Microphone distance: 1 m (40") from air intake.



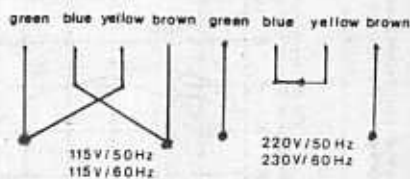
## General Data

- External rotor shaded pole motor
- Venturi housing made of aluminium alloy
- 5 fan blades made of sheet steel, with optimum aerodynamic design, welded to the external rotor
- Surface protection for all metal parts: electro-phoretic stove enamel black to RAL 9005
- Overload protection (impedance protected)
- Electrical connection via 4 leads AWG 22, 310 mm (12 in.) long, with stripped ends.
- For maintenance-free, continuous operation
- Life expectancy at max. permissible ambient temperature: 20.000 h. Life expectancy at 20°C below the max. permissible ambient temperature: 30.000 h
- Air flow direction: air input over struts
- Clockwise rotation viewed from rotor
- Mounting position: any
- Type of protection IP 20 to DIN 40 050
- Accessories: finger guards LZ 20, LZ 30 and LZ 30 P, screen LZ 40 N, coarse filter LZ 60, screw clip LZ 210
- Meet UL, CSA and VDE requirements
- The axial fans described are designed to be installed in equipment. The user of this equipment must observe the safety regulations of the Professional Association and the law on technical equipment.

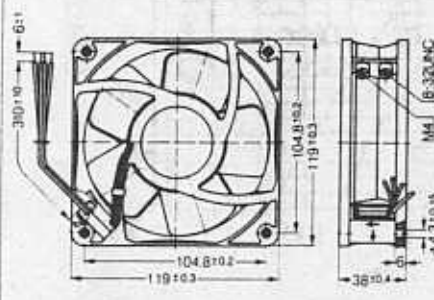
## Technical Data

Type		4660 N			
Order No.		924 4014 198			
Nominal voltage	V	115	220	115	230
Frequency	Hz	50	50	60	60
Current consumption free air	mA	245	115	220	110
Power consumption free air	W	20	18	18	18
Nominal speed	min <sup>-1</sup>	2650	2650	3100	3100
Max. air flow	m <sup>3</sup> /h	160	160	180	180
	x 10 <sup>-3</sup> m <sup>3</sup> /s	44.4	44.4	50	50
	CFM	94.2	94.2	105.9	105.9
Max. stat. pressure	Pa	80	80	95	95
	in. H <sub>2</sub> O	.32	.32	.38	.38
Noise free air	dB(A)	46	46	50	50
Noise in optimum operating range	dB(A)	43	43	47	47
Bearing system		sleeve bearings			
Permissible ambient temperature range	°C	-10...+50	-10...+55	-10...+65	-10...+65
Class of protection to VDE 0700		I	I	I	I
Insulation class to VDE 0530		E	E	E	E
Application class to DIN 40 040		JWE	JVE	JTE	JTE
Mass	g (oz)	550 (20)			

## Connection Diagram



## Dimensions



## Panel Cut-out

