



Description

- Industry standard SMD crystal
Resistance welded, hermetically sealed in an inert atmosphere, glass to metal seals on leads
Lead wires are mounted onto a plastic former to create a gull wing mount
- Model: HC49/4HSMX
- Model Issue number: 17

Frequency Parameters

- Frequency: 20.0MHz
- Frequency Tolerance @ 25°C: ±30.00ppm
- Frequency Stability: ±50.00ppm
- Operating Temperature Range: -20.00 to 70.00°C
- Overtone Order: Fundamental
- Ageing: ±5ppm typ per year @ 25°C

Electrical Parameters

- Load Capacitance (CL): 18.00pF
- Shunt Capacitance (Co): 7pF max
- Drive Level: 500µW max
- ESR: 40Ω max

Environmental Parameters

- Shock: 981m/s², 6ms, 3 times in each of 3 mutually perpendicular planes
- Vibration: 10Hz-60Hz, 0.75mm amplitude, 60Hz-500Hz, 98.1m/s², 30mins in 3 mutually perpendicular planes
- Storage Temperature Range: -55 to 125°C

Compliance

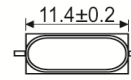
- RoHS Status: Compliant
- REACH Status: Compliant
- MSL Rating (JDEC-STD-033): Not Applicable

Packaging

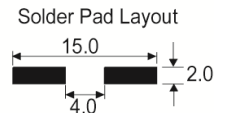
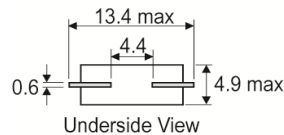
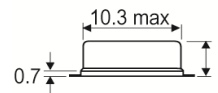
- Pack Type: Reel
Tape & reel in accordance with EIA-481-D
Pack Size: 1,000
- Alternative packing option available
This document is correct at the time of printing; please contact your local office for the latest version.



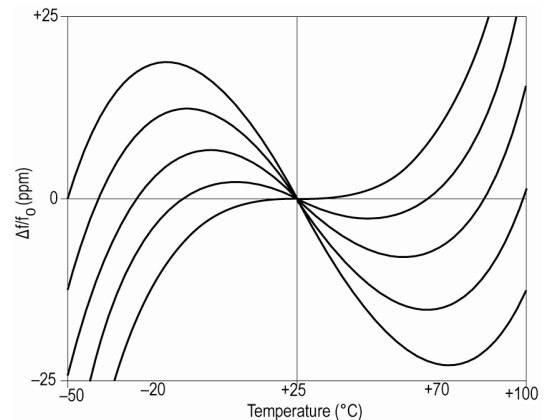
Outline (mm)



- * Package Height Options
- HC49/4HSMX: 4.3mm max
 - HC49/3.5HSMX: 3.7mm max
 - HC49/3HSMX: 3.1mm max
 - HC49/2.5HSMX: 2.85mm max



Typical Frequency vs Temperature Curves



Sales Office Contact Details:

UK: +44 (0)1460 270200
Germany: +49 (0) 30 408 192 300

France: +33 (0)5 34 50 91 18
USA: +1 408.273.4530

Email: info@iqdfrequencyproducts.com
Web: www.iqdfrequencyproducts.com