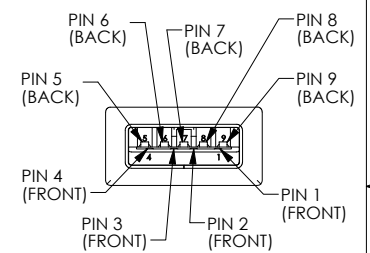
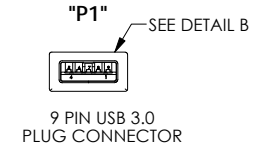
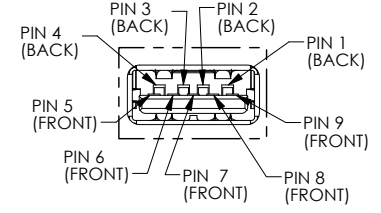
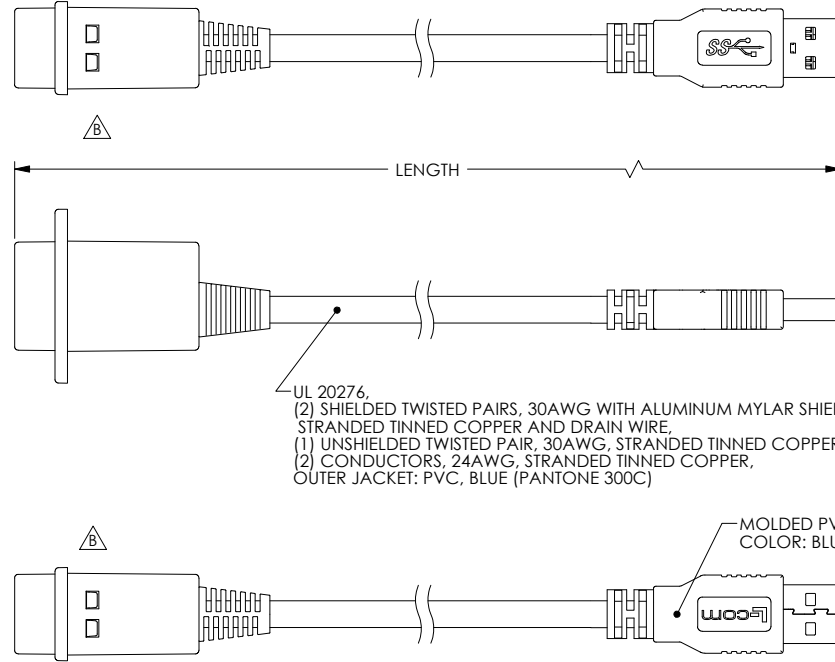


THE INFORMATION CONTAINED IN THIS DRAWING IS THE SOLE PROPERTY OF L-COM, INC. ANY REPRODUCTIONS IN PART OR WHOLE WITHOUT THE WRITTEN PERMISSION OF L-COM, INC. IS PROHIBITED.

REVISIONS			
REV	DESCRIPTION	DATE	CHANGED BY
A	INITIAL RELEASE	12/09/11	D.GRIFFIN
B	ECN 6716: CN RELEASE ON SNAP-ON COVER	3/6/13	D.FRISIELLO



UL 20276,
 (2) SHIELDED TWISTED PAIRS, 30AWG WITH ALUMINUM MYLAR SHIELD
 STRANDED TINNED COPPER AND DRAIN WIRE,
 (1) UNSHIELDED TWISTED PAIR, 30AWG, STRANDED TINNED COPPER,
 (2) CONDUCTORS, 24AWG, STRANDED TINNED COPPER,
 OUTER JACKET: PVC, BLUE (PANTONE 300C)

MOLDED PVC HOOD,
 COLOR: BLUE, (PANTONE 300C)

NOTES:

MATERIAL:
TYPE "A" JACK:
 COUPLER HOUSING: ABS, UL94V-0,
 CONNECTOR PLASTIC: (BLUE) PBT WITH GLASS FIBER
 CONNECTOR CONTACTS: BRASS
 CONNECTOR SHELL: SUS
 PCB: EPOXY GLASS FP-4, 94V-0 FLAMMABILITY RATING

TYPE "A" PLUG:
 CONNECTOR SHELL: SPCC
 CONNECTOR PLASTIC: (BLUE) PBT WITH GLASS FIBER, UL94V-0
 CONNECTOR CONTACTS: PHOSPHOR BRONZE

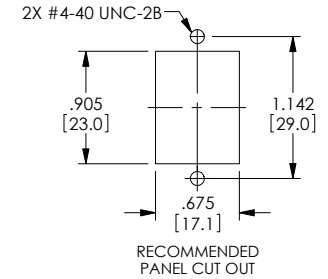
FINISH:
 COUPLER HOUSING: CHROME
 CONNECTOR CONTACTS: GOLD, 30μINCHES
 CONNECTOR SHELL: NICKEL

ENVIRONMENTAL:
 OPERATING TEMPERATURE: -20°C TO +80°C

MISCELLANEOUS:
 CABLE ASSEMBLY SHALL BE TESTED FOR CONTINUITY.
 CABLE ASSEMBLY SHALL BE INDIVIDUALLY PACKAGED IN
 ACCORDANCE WITH L-COM SPECIFICATION PS-0031.

WIRING MAP		
"J1"		"P1"
1	RED	1
2	WHITE	2
3	GREEN	3
4	BLACK	4
5	BLUE	5
6	YELLOW	6
7	DRAIN WIRE	7
7	DRAIN WIRE	7
8	PURPLE	8
9	ORANGE	9
SHELL	BRAID	SHELL

PART NUMBER	LENGTH	
	INCHES	MM
ECF504-30-03AAS	11.8	300
ECF504-30-05AAS	19.7	500
ECF504-30-075AAS	29.5	750
ECF504-30-1AAS	39.4	1000



RoHS Compliant ✓

UNLESS OTHERWISE SPECIFIED,
 DIMENSIONS ARE IN INCHES (mm)
 OVERALL CABLE LENGTH TOLERANCE:
 ≤12 (305) ±0.1 (25) / -0
 >12 (305) ≤40 (1026) ±0.25 (11) / -0
 >40 (1026) ≤120 (3048) ±0.4 (102) / -0
 >120 (3048) ≤300 (7620) ±0.6 (152) / -0
 >300 (7620) ±0.9 (22.9) / -0
 ALL OTHER DIMENSIONAL TOLERANCES:
 X ±.2
 .XX ±.12
 .XXX ±.005

APPROVALS DATE
 DRAWN BY: D. PARHAM 12/09/2011
 CHECKED BY: ENG 12/09/2011
 APPROVED BY: S. SMITH 12/09/2011
 CONFIGURATION DETAILS OF UNDIMENSIONED FEATURES MAY VARY
 COLOR VARIATIONS MAY OCCUR

L-com Global Connectivity 45 BEECHWOOD DRIVE NORTH ANDOVER, MA 01845

CATEGORY: USB 3.0

PRODUCT DESCRIPTION: USB 3.0 A-A PANEL ADPT SHIELD

SIZE: B	PSCM NO.: 43321	DWG. NO.: ECF504-30-AAS	REV.: B
----------------	------------------------	--------------------------------	----------------

SCALE: 1:1 CAD FILE: ECF504-30-AAS.SLDORW SHEET 1 OF 1