




©Premier Farnell
Copying of image is prohibited

PCB TERMINAL STRIP 2 SOLDER PINS / POLE 4 POLE PIN SPACING 2.54 MM / 0.1 IN

Product group	4 (Printed Circuit)
Weight	1.466 g
Color	orange
No. of connection Points	4
No. of potentials	4
pole count	4
Height	11.7 mm
Height	0.461 in
Width	12.46 mm
Width	0.491 in
Depth	12.1 mm
Depth	0.476 in
Pin spacing from	2.54 mm
Pin spacing from	0.1 in
Pollution degree	2
Measured voltage EN	160 V
Measured shock voltage	2.5 kV
Current intensity EN	6 A
Pollution degree	2
Measured voltage EN	320 V
Measured shock voltage	2.5 kV
Current intensity EN	6 A
Connection method	CAGE CLAMP® CONNECTION
Cross section [mm ²]	0.08 - 0.5 mm ²
Wiring method	solid
Cross section [mm ²]	0.08 - 0.5 mm ²
Cross section to [mm ²]	0.25 mm ²
Cross section to [mm ²]	0.25 mm ²
Cross section [AWG]	28 - 20 AWG
Strip length from	5 mm

Strip length to	6 mm
Material group	I

<u>general accessory</u>			
	<u>233-331</u>	OPERATING TOOL INSULATED	yellow
	<u>233-332</u>	OPERATING TOOL FOR 233 AND 733 SERIES CONTAINS INSULATING MATERIAL	white
	<u>233-335</u>	OPERATING TOOL FOR 233 AND 733 SERIES	green