




# 50/60 Hz Current Sensing Transformer



This Coilcraft current sense transformer is intended for use in measuring 50/60 Hz line currents from 0.5 to 20 Amperes rms. Typical application shown below yields an output of 0.1 Volt per Ampere. The sensitivity may be changed by adjusting the value of the terminating resistance ( $R_T$ ). These parts also can be used to measure 400 Hz line currents.

To request free evaluation samples, contact Coilcraft or visit [www.coilcraft.com](http://www.coilcraft.com).

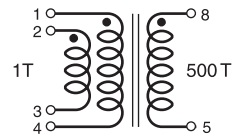
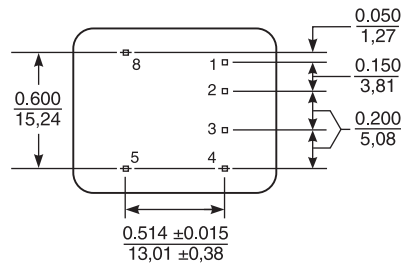
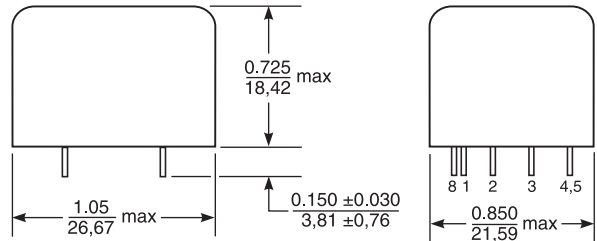
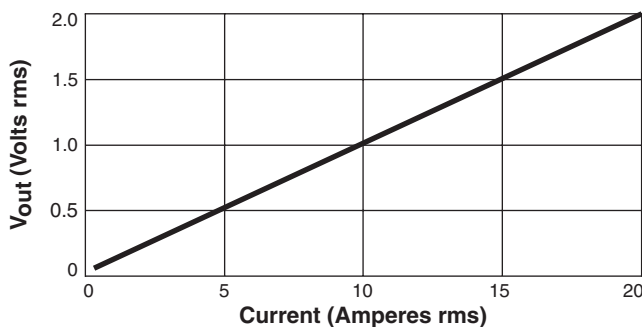
Part number	Turns (N) pri : sec	Inductance <sup>1</sup> min (mH)	DCR max (Ohms)		Frequency range <sup>2</sup> (Hz)	Sensed current range $I_{in}$	$R_T$ for 1.0 $V_{out}$ from 10 A $I_{in}$ <sup>3</sup>
			1,2 – 3,4	8 – 5			
CS2106L	1:500	75	0.007	26	50 – 400	0.5 A – 20 A	68 Ohms

1. Inductance is for the secondary, tested at 1 kHz, 0.1 Vrms.
2. Square wave response deteriorates above and below this frequency.
3. Use the following equation to determine the approximate change in output voltage/ input ampere when varying the terminating resistor:  
 $V_{out} / I_{in} = 0.1 \times (R_T / 68)$ .
4. Ambient temperature range  $-40^{\circ}\text{C}$  to  $+85^{\circ}\text{C}$ .
5. Electrical specifications at  $25^{\circ}\text{C}$ .

## Typical Circuit



## Typical Response (with $R_T = 68$ Ohms)



Unless specified, tolerances are  $\pm 0.005/0,127$   
All pins are 0.025/0,64 square.

Primary windings to be connected in parallel on the PC board

**Weight:** 19 g  
**Terminations:** Tin-silver over copper  
**Packaging:** 30 per tray

Dimensions are in  $\frac{\text{inches}}{\text{mm}}$



**US** +1-847-639-6400 sales@coilcraft.com  
**UK** +44-1236-730595 sales@coilcraft-europe.com  
**Taiwan** +886-2-2264 3646 sales@coilcraft.com.tw  
**China** +86-21-6218 8074 sales@coilcraft.com.cn  
**Singapore** + 65-6484 8412 sales@coilcraft.com.sg

Document 150 Revised 12/29/09  
© Coilcraft Inc. 2013  
This product may not be used in medical or high risk applications without prior Coilcraft approval. Specification subject to change without notice. Please check web site for latest information.