

DULUX D/E 26 W/840

OSRAM DULUX D/E | CFLni, 2 tubes, with 4-pin base for ECG operation



Areas of application

- Offices, public buildings
- Shops
- Supermarkets and department stores
- Hotels, restaurants
- Industry

Product benefits

- Extremely economical
- Good quality of light
- Excellent luminous flux
- Long service life
- Improved maintenance
- OSRAM System+ Guarantee in combination with OSRAM QUICKTRONIC ECG

Product features

- Average life: 20,000 h (with QUICKTRONIC)
- Color rendering index R_a : 80...89
- Dimmable (3...100 %)
- Short and compact pin-base lamp with double-turn tubes
- Single-ended four-pin plug-in G24q base
- Operates on battery, solar and AC power with suitable electronic control gear



Technical data

Electrical data

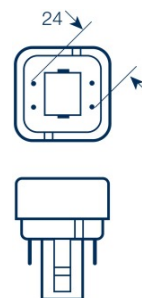
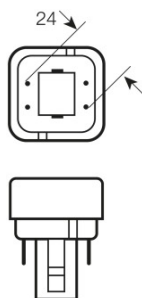
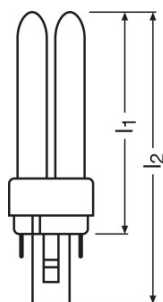
Nominal wattage	26.00 W
Rated wattage	26.00 W
Rated lamp efficacy (HF data 25 °C)	Under clarification by authority and standardization body
Energy consumption	29 kWh/1000h

Photometrical data

Nominal luminous flux	1800 lm
Rated luminous flux	1800 lm
Color temperature	4000 K
Light color	840
Light color as per EN 12464-1	LUMILUX Cool White
Color rendering index Ra	80...89
Luminous flux at 25 °C	1800 lm
Rated LLMF at 4,000 h	0.84
Rated LLMF at 6,000 h	0.82
Rated LLMF at 8,000 h	0.81
Rated LLMF at 12,000 h	0.79
Rated LLMF at 16,000 h	0.78
Rated LLMF at 20,000 h	0.76
Luminance	5.5 cd/cm ²
Color rendering group	1B

Dimensions & weight

Product datasheet



Product line drawing

Base

Base

Overall length	165.0 mm
Product weight	49.00 g
Tube diameter	12 mm
Length	165.0 mm
Length acc. to IEC standard	160 mm
Length with base excl. base pins/connection	149.00 mm

Colors & materials

Lamp mercury content	1.4 mg
-----------------------------	--------

Temperatures

Rated ambient temp.w.max.luminous flux	25.0 °C
---	---------

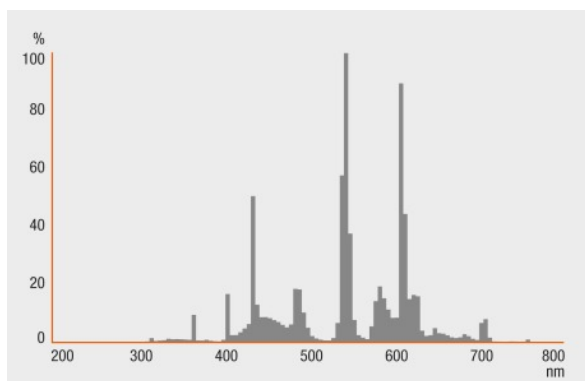
Lifespan

Nominal lamp life time	20000 h
Rated lamp life time	20000 h
Service life	13000 h ¹⁾
Rated lamp survival factor at 2,000 h	0.99
Rated lamp survival factor at 4,000 h	0.99
Rated lamp survival factor at 6,000 h	0.99
Rated lamp survival factor at 8,000 h	0.98
Rated lamp survival factor at 12,000 h	0.95
Rated lamp survival factor at 16,000 h	0.81
Rated lamp survival factor at 20,000 h	0.50
Operation mode LLMF/LSF	HF
Lifespan	20000 h ¹⁾

Product datasheet

¹⁾ With preheat ECG

Additional product data



Spectral power distribution

Base (standard designation)	G24q-3
Appropriate disposal acc. to WEEE	Yes

Capabilities

Suitable for indoor	Yes
---------------------	-----

Certificates & standards

Energy efficiency class	A
-------------------------	---

Country specific categorizations

ILCOS	FSQH-26/840-/P/-G24q-3
-------	------------------------

Country specific information

Product code	METEL code	SEG number	STK number	UK Org
4050300020303	OSRDDE26840	8330198	4933935	-

Product datasheet

Lamp-ECG combination (System)

Product name	Product name ECG	EAN	Nominal current	Nominal wattage + Power loss	Luminous flux at 25 °C	Number of lighting outlets
DULUX D/E 26W/840 G24Q-3	QT-ECO 1x26/220-240 S	4008321065971	0.18 A	23.50 W	1600 lm	1
	QT-ECO T/E 2x26/220-240	4050300804002	0.25 A	53.00 W	3500 lm	2
	QT-M 2x26-42/220-240 S	4008321110022	0.23 A	54.00 W	2*1800 lm	2
	QTP-M 1x26-42	4008321329134	0.12 A	27.00 W	1750 lm	1
	QTP-M 2x26-32	4008321329158	0.24 A	53.00 W	2*1750 lm	2
	QTP-T/E (1x26-42), 2x26	4008321537089	0.24 A	54.00 W	2*1750 lm	2
	QTP-T/E 1x26-42, (2x26)	4008321537089	0.13 A	28.00 W	1750 lm	1
	QTi DALI-T/E 1x18-57 DIM	4008321060808	0.13 A	29.00 W	1800 lm	1
	QTi DALI-T/E 2x18-42 DIM	4008321060822	0.25 A	56.00 W	2*1800 lm	2
	QTi-T/E 1x18-57 DIM	4008321060860	0.13 A	29.00 W	1800 lm	1
QTi-T/E 2x18-42 DIM	4008321060846	0.25 A	56.00 W	2*1800 lm	2	

Product datasheet



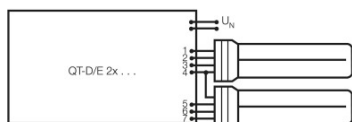
Guarantee

Equipment / Accessories

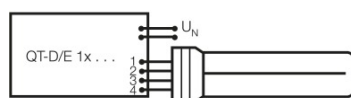
- Suitable for operation on electronic control gear

Safety advice

In case of lamp breakage: www.osram.com/brokenlamp



Circuit diagram



Circuit diagram

Logistical Data

Product code	Product description	Packaging unit (Pieces/Unit)	Dimensions (height x width x length)	Volume	Gross weight
4008321543905	DULUX D/E 26 W/840	Folding carton box 1	- x - x -		
4008321543912	DULUX D/E 26 W/840	Shipping carton box 80	187 mm x 296 mm x 371 mm	20.54 dm ³	4836.00 g
4050300020303	DULUX D/E 26 W/840	Folding carton box 1	36 mm x 36 mm x 179 mm	0.23 dm ³	59.00 g

Product datasheet

4050300253107	DULUX D/E 26 W/840	Shipping carton box 10	110 mm x 182 mm x 196 mm	3.92 dm ³	665.00 g
---------------	-----------------------	---------------------------	-----------------------------	----------------------	----------

The mentioned product code describes the smallest quantity unit which can be ordered. One shipping unit can contain one or more single products. When placing an order, for the quantity please enter single or multiples of a shipping unit.

References / Links

For more information on QUICKTRONIC electronic control gear go to

▶ www.osram.com/QUICKTRONIC

Disclaimer

Subject to change without notice. Errors and omission excepted. Always make sure to use the most recent release.