

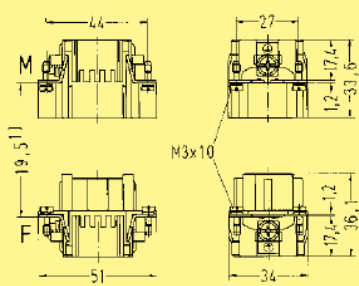
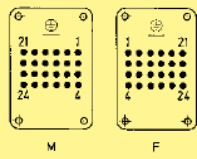
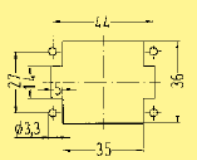




Number of contacts

24 +



Inserts

Identification	Series	Part number		Drawing	Dimensions in mm
		Male insert (M)	Female insert (F)		
<p>Crimp terminal</p> <p>Order crimp contacts separately (see Technical characteristics on page 14)</p>  <p>Only with Han Docking Frame (see page 66)</p>	Han DD® HMC	09 16 224 3001	09 16 224 3101	 <p>1) Distance for contact max. 21 mm</p> <p>Contact arrangement view from termination side</p>  <p>Panel cut out for inserts for use without hoods/housings</p> 	
<p>Coding pin</p> 				09 33 000 9915	<p>Coding pin</p>  <p>Use of the coding pin prevents incorrect mating to other connectors of the same type. The male pin should be omitted from the opposing cavity in the male insert.</p>