

Indicator Lights

To match 8500, 8600, R13, 1500, 1550, 5500, 8300 and 7000 switches

Colours and voltages:

Neon

Available with Red, Amber, Green or Clear lenses
100/130V (marked 110V), 200/250V (marked 230V)








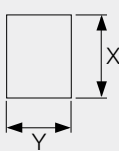
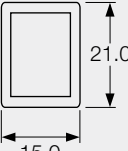







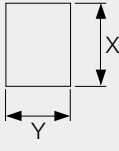
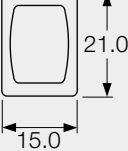



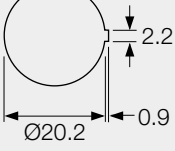
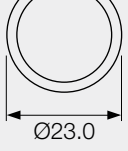








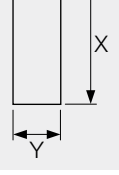
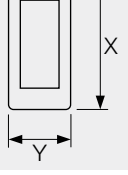








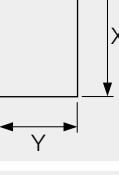
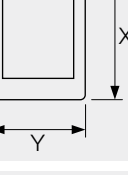








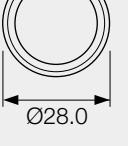
Filament lamp

Available with Red, Amber or Green lenses
6V, 12/14V, 24/28V

- ▶ Indicator lights
- ▶ Neon or filament lamp
- ▶ Bezel sizes from 6.7 to 16.3mm diameter
- ▶ Red, amber green and clear neons
- ▶ Red, amber and green filament lamps
- ▶ Styles to match rocker and push switches

To create a catalogue number:

Refer to the 2 columns below (terminal and type), then state: Lens colour, voltage and whether neon or filament lamp.

TERM	TYPE	ILLUM'N OPTIONS	APPROVAL																																					
H 4.8		 	   	Full product details on pages 12-13	Cut-out	Flange																																		
				<table border="1"> <thead> <tr> <th>Body Code</th> <th>Panel thickness</th> <th>Cut-out X</th> <th>Cut-out Y</th> </tr> </thead> <tbody> <tr> <td>B</td> <td>0.75-1.25</td> <td>19.1/19.2</td> <td>12.9/13.0</td> </tr> <tr> <td></td> <td>1.25-2.0</td> <td>19.3/19.4</td> <td>12.9/13.0</td> </tr> <tr> <td></td> <td>2.0-3.0</td> <td>19.7/19.8</td> <td>12.9/13.0</td> </tr> </tbody> </table>	Body Code	Panel thickness	Cut-out X	Cut-out Y	B	0.75-1.25	19.1/19.2	12.9/13.0		1.25-2.0	19.3/19.4	12.9/13.0		2.0-3.0	19.7/19.8	12.9/13.0																				
Body Code	Panel thickness	Cut-out X	Cut-out Y																																					
B	0.75-1.25	19.1/19.2	12.9/13.0																																					
	1.25-2.0	19.3/19.4	12.9/13.0																																					
	2.0-3.0	19.7/19.8	12.9/13.0																																					
H 4.8		 	   	Full product details on pages 14-15	Cut-out	Flange																																		
T				<table border="1"> <thead> <tr> <th>Body Code</th> <th>Panel thickness</th> <th>Cut-out X</th> <th>Cut-out Y</th> </tr> </thead> <tbody> <tr> <td>B</td> <td>0.75-1.25</td> <td>19.1/19.2</td> <td>12.9/13.0</td> </tr> <tr> <td></td> <td>1.25-2.0</td> <td>19.3/19.4</td> <td>12.9/13.0</td> </tr> <tr> <td></td> <td>2.0-3.0</td> <td>19.7/19.8</td> <td>12.9/13.0</td> </tr> </tbody> </table>	Body Code	Panel thickness	Cut-out X	Cut-out Y	B	0.75-1.25	19.1/19.2	12.9/13.0		1.25-2.0	19.3/19.4	12.9/13.0		2.0-3.0	19.7/19.8	12.9/13.0																				
Body Code	Panel thickness	Cut-out X	Cut-out Y																																					
B	0.75-1.25	19.1/19.2	12.9/13.0																																					
	1.25-2.0	19.3/19.4	12.9/13.0																																					
	2.0-3.0	19.7/19.8	12.9/13.0																																					
H 4.8		 		Full product details on pages 33	Cut-out	Flange																																		
				Snap fixing in panels thickness up to 3.0																																				
C 6.3		  	   	Full product details on pages 22-23	Cut-out	Flange																																		
H 4.8				<table border="1"> <thead> <tr> <th rowspan="2">Body Code</th> <th colspan="2">Cut-out</th> <th colspan="2">Flange</th> </tr> <tr> <th>Y</th> <th>X</th> <th>Y</th> <th>X</th> </tr> </thead> <tbody> <tr> <td>A</td> <td>12.2/12.3</td> <td>27.2/27.3</td> <td>14.0</td> <td>30.2</td> </tr> <tr> <td>B</td> <td>11.0/11.1</td> <td>30.0/30.1</td> <td>14.0</td> <td>33.4</td> </tr> <tr> <td>L</td> <td>11.0/11.1</td> <td>30.0/30.1</td> <td>14.0</td> <td>31.9</td> </tr> <tr> <td>R</td> <td>14.0/14.1</td> <td>28.5/28.6</td> <td>17.0</td> <td>31.5</td> </tr> <tr> <td>T</td> <td>11.5/11.6</td> <td>28.2/28.3</td> <td>14.0</td> <td>30.2</td> </tr> </tbody> </table>	Body Code	Cut-out		Flange		Y	X	Y	X	A	12.2/12.3	27.2/27.3	14.0	30.2	B	11.0/11.1	30.0/30.1	14.0	33.4	L	11.0/11.1	30.0/30.1	14.0	31.9	R	14.0/14.1	28.5/28.6	17.0	31.5	T	11.5/11.6	28.2/28.3	14.0	30.2		
Body Code	Cut-out		Flange																																					
	Y	X	Y	X																																				
A	12.2/12.3	27.2/27.3	14.0	30.2																																				
B	11.0/11.1	30.0/30.1	14.0	33.4																																				
L	11.0/11.1	30.0/30.1	14.0	31.9																																				
R	14.0/14.1	28.5/28.6	17.0	31.5																																				
T	11.5/11.6	28.2/28.3	14.0	30.2																																				
C 6.3		  	   	Full product details on pages 28-29	Cut-out	Flange																																		
H 4.8				<table border="1"> <thead> <tr> <th rowspan="2">Body Code</th> <th colspan="2">Cut-out</th> <th colspan="2">Flange</th> </tr> <tr> <th>Y</th> <th>X</th> <th>Y</th> <th>X</th> </tr> </thead> <tbody> <tr> <td>A</td> <td>22.3/22.4</td> <td>27.2/27.3</td> <td>25.0</td> <td>30.2</td> </tr> <tr> <td>B</td> <td>22.1/22.2</td> <td>30.0/30.1</td> <td>25.0</td> <td>33.4</td> </tr> <tr> <td>L</td> <td>22.1/22.2</td> <td>30.0/30.1</td> <td>25.0</td> <td>32.0</td> </tr> <tr> <td>R</td> <td>23.0/25.4</td> <td>28.4/28.5</td> <td>28.9</td> <td>33.2</td> </tr> <tr> <td>T</td> <td>22.3/22.4</td> <td>28.2/28.3</td> <td>25.0</td> <td>30.2</td> </tr> </tbody> </table>	Body Code	Cut-out		Flange		Y	X	Y	X	A	22.3/22.4	27.2/27.3	25.0	30.2	B	22.1/22.2	30.0/30.1	25.0	33.4	L	22.1/22.2	30.0/30.1	25.0	32.0	R	23.0/25.4	28.4/28.5	28.9	33.2	T	22.3/22.4	28.2/28.3	25.0	30.2		
Body Code	Cut-out		Flange																																					
	Y	X	Y	X																																				
A	22.3/22.4	27.2/27.3	25.0	30.2																																				
B	22.1/22.2	30.0/30.1	25.0	33.4																																				
L	22.1/22.2	30.0/30.1	25.0	32.0																																				
R	23.0/25.4	28.4/28.5	28.9	33.2																																				
T	22.3/22.4	28.2/28.3	25.0	30.2																																				
C 6.3		 	   	Full product details on pages 44-45	Cut-out	Flange																																		
H 4.8				<table border="1"> <thead> <tr> <th>Body Code</th> <th>Cut-out</th> <th>Flange</th> </tr> </thead> <tbody> <tr> <td>H</td> <td>Ø25.0/25.2</td> <td>Ø28.0</td> </tr> </tbody> </table>	Body Code	Cut-out	Flange	H	Ø25.0/25.2	Ø28.0																														
Body Code	Cut-out	Flange																																						
H	Ø25.0/25.2	Ø28.0																																						

Type: C0480 A



Part Number Ordering

Arcoelectric Part Number	Type	Light Source	Colour	Voltage
C027700FAG	C0480 A	Neon	Green	230 V