




(2,00 mm) .0787"


S2M-105-02-F-D



S2M-105-01-L-D-DS



S2M-110-01-L-D



S2M SERIES

HIGH RELIABILITY CABLE SOCKET

SPECIFICATIONS

For complete specifications and recommended PCB layouts see www.samtec.com?S2M

Insulator Material:
Black Liquid Crystal Polymer
Contact Material:
BeCu

Plating:
Sn or Au over
50µ" (1,27 µm) Ni

Current Rating (S2M/T2SD):
2.6 A per pin
(1 pin powered per row)

Operating Temp Range:
-55°C to +125°C

Contact Resistance:
10 mΩ max

Insertion Depth:
(3,05 mm) .120" to
(3,25 mm) .128"

Insertion Force:
(Single contact only)
2.0 oz (0,56 N) average

Withdrawal Force:
(Single contact only)
1.5 oz (0,42 N) average

Max Cycles:
100 with 10µ" (0,25 µm) Au

RoHS Compliant:
Yes

Processing:

Lead-Free Solderable:

Yes

SMT Lead Coplanarity:

(0,10 mm) .004" max


RECOGNITIONS

For complete scope of recognitions see www.samtec.com/quality



FILE NO. E111594

OTHER SOLUTIONS



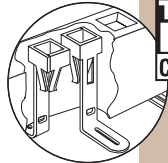
See T2SD in the discrete wire section or contact Samtec.

ALSO AVAILABLE (MOQ Required)

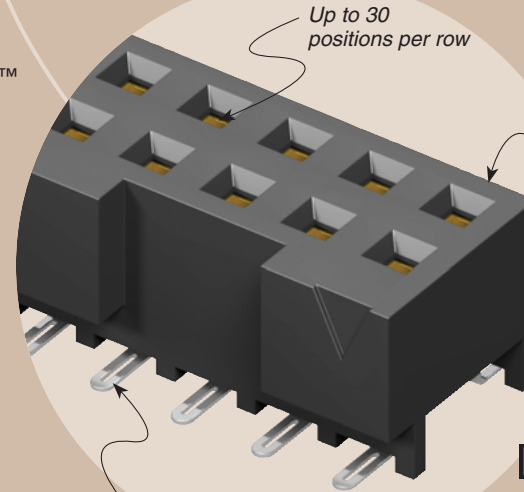
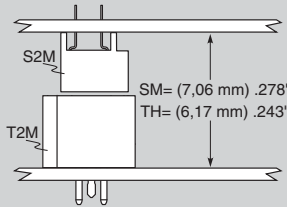
- Other platings
- Contact Samtec.

Note: Some lengths, styles and options are non-standard, non-returnable.

Mates with:
T2SD, T2M



MATED HEIGHT



Up to 30 positions per row

Mates with Tiger Eye™ discrete wire cable assemblies

Choice of Surface Mount or Through-hole



S2M	1	NO. OF POSITIONS	LEAD STYLE	PLATING OPTION	D	OPTION	OTHER OPTION
		05, 07, 10, 15, 20, 25, 30 (Per Row)	-01 = Through-hole -02 = Surface Mount	-F = Gold flash on contact, Matte Tin on tail -L = 10µ" (0,25 µm) Gold on contact, Matte Tin on tail		-K = (5,50 mm) .217" DIA Polyimide film Pick & Place Pad (-SM only) -LC = Locking Clip (Manual placement required) (-SM only) -DS = Screw Down (N/A with-LC) (mates with -T2M-DS)	-TR = Tape & Reel Packaging

Due to technical progress, all designs, specifications and components are subject to change without notice.

WWW.SAMTEC.COM