

Surface Mount Fuse, 11 x 4.6 mm, Quick-Acting F, 250 VAC, 250 DC



IEC 60127-4 · 250VAC · 250VDC · Quick-Acting F



Description

- Directly solderable on printed circuit boards

Standards

- IEC 60127-4/2
- UL 248-14
- CSA C22.2 no. 248.14

Approvals

- VDE Certificate Number: 106328
- UL File Number: E41599

Applications

- Primary protection on SMD PCBs
- Industrial electronic


References

[Packaging Details](#)
Fuse Kit [Fuse Kit OMF](#)

Weblinks

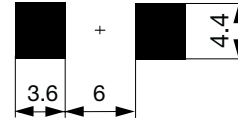
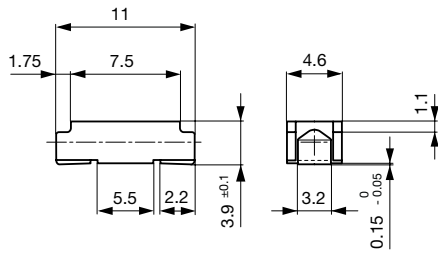
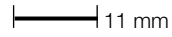
[pdf-datasheet](#), [html-datasheet](#), [General Product Information](#), [Approvals](#), [CE declaration of conformity](#), [RoHS](#), [CHINA-RoHS](#), [REACH](#), [e-Shop](#), [SCHURTER-Stock-Check](#), [Distributor-Stock-Check](#), [Detailed request for product](#)

Technical Data

Rated Voltage	250VAC, 250VDC
Rated current	0.25 - 4A
Breaking Capacity	100A
Characteristic	Quick-Acting F
Mounting	PCB,SMT
Admissible Ambient Air Temp.	-55 °C to 125 °C
Climatic Category	55/125/21 acc. to IEC 60068-1
Material: Housing	Thermoplastic, UL 94V-0
Material: Terminals	Tin-Plated Copper Alloy
Unit Weight	0.36 g
Storage Conditions	0 °C to 60 °C, max. 70% r.h.
Product Marking	 Type, Rated current, Characteristic, Breaking Capacity, Approvals

Soldering Methods	Reflow, Wave
Solderability	245 °C / 3 sec acc. to IEC 60068-2-58, Test Td
Resistance to Soldering Heat	260 °C / 10sec acc. to IEC 60068-2-58, Test Td
Load Humidity Test	MIL-STD-202, Method 103B 0.1 x ln @ 0.85 r.H. @ 85°C
Moisture Resistance Test	MIL-STD-202, Method 106E (50 cycles in a temp./mister chamber)
Terminal Strength	MIL-STD-202, Method 211A (Deflection of board 1 mm for 1 minute)
Thermal Shock	MIL-STD-202, Method 107D (200 air-to-air cycles from -55 to +125°C)
Case Resistance	acc. to EIA/IS-722, Test 4.7 >100 MΩ (between leads and body)
Mechanical Shock	MIL-STD-202, Method 213B (Shock 50g, half sine wave, 11 ms)
Vibration, High Frequency	MIL-STD-202, Method 204D Shock 20 gn, 20 min, 10-2 kHz, 12 cyc.
Resistance to Solvents	MIL-STD-202, Method 215A
Flammability	min. UL 94V-1 (acc. to EIA/IS-722, Test 4.12)

Dimension



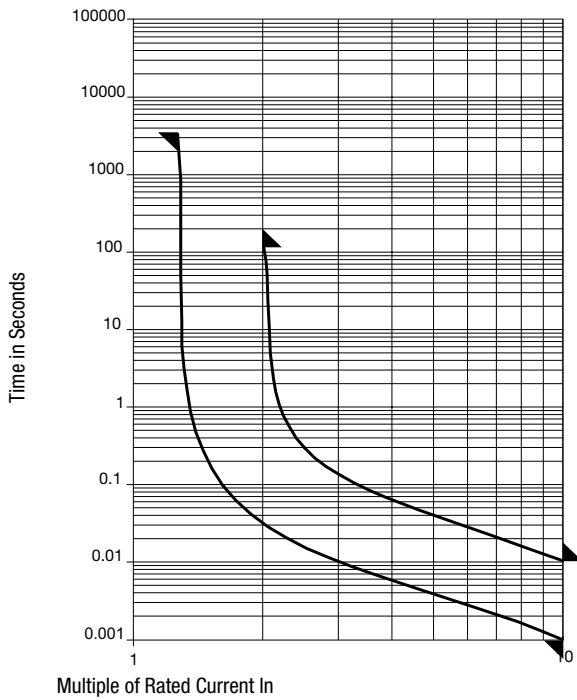
Soldering pads

Pre-Arcing Time


Rated Current I_n 1.25 x I_n min. 2.0 x I_n max. 10.0 x I_n min. 10.0 x I_n max.

0.25 A - 4 A	60 min	120 s	1 ms	10 ms
--------------	--------	-------	------	-------

Time-Current-Curves



All Variants

Rated Current [A]	Rated Voltage [VAC]	Rated Voltage [VDC]	Breaking Capacity	Voltage Drop 1.0 In max. [mV]	Voltage Drop 1.0 In typ. [mV]	Power Dissipation 1.25 I _n typ. [mW]	Melting I ² t 10.0 Intyp. [A ² s]		Order Number
0.25	250	250	1)	-	1100	480	0.012	●	3403.0010.xx
0.315	250	250	1)	-	1000	430	0.019	●	3403.0011.xx
0.4	250	250	2)	700	230	190	0.02	● ●	3403.0012.xx
0.5	250	250	1)	600	190	190	0.03	● ●	3403.0013.xx
0.63	250	250	1)	500	170	230	0.07	● ●	3403.0014.xx
0.8	250	250	1)	400	200	330	0.12	● ●	3403.0015.xx
1	250	250	1)	300	170	390	0.23	● ●	3403.0016.xx
1.25	250	250	1)	300	150	390	0.47	● ●	3403.0017.xx
1.6	250	250	1)	300	150	490	0.84	● ●	3403.0018.xx
2	250	250	1)	300	140	600	1.4	● ●	3403.0019.xx
2.5	250	250	1)	300	130	670	2.6	● ●	3403.0020.xx
3.15	250	250	1)	300	130	870	4.8	● ●	3403.0021.xx
4	250	250	1)	300	100	950	8.6	● ●	3403.0022.xx

Most Popular.

Availability for all products can be searched real-time: <http://www.schurter.com/en/Stock-Check/Stock-Check-SCHURTER>

1) 100 A @ 250 VAC/DC

2) 100 A @ 250 VAC/DC / 50 A @ 400 VDC

Packaging Unit

.xx = .11 Plastic Bag (100 pcs.)

.xx = .24 Blister Tape 33 cm Reel (2000 pcs.)