

FEATURES

- Ø9.6mm (3/8") mounting
- UL Certified - certificate number E349017
- Black anodised aluminium housing
- Sealed to IP67 - weatherproof
- Flat water clear lens
- Internal potting
- Bi-polar circuitry
- Range of LED colour options
- Multi voltage

BENEFITS

- Optional "D" mounting style aids anti-rotation
- US accreditation
- Suitable for portable applications
- Suitable for external applications
- Water clear lens gives clear "off" state
- Suitable for high vibration applications
- Suitable for AC or low voltage DC in any orientation
- Suitable for status panel indication
- Manufactured with internal resistor
- Outstanding reliability
- Vandal resistant

| Marl Part Number | LED Colour | Typical Voltage Vopr | Typical Current DC Iopr | Typical LED Luminous Intensity | Typical LED Wavelength λp | Operating Temp Topr * | Storage Temp Tstg |
|------------------|----------------|----------------------|-------------------------|--------------------------------|---------------------------|-----------------------|-------------------|
| 690-501-66 | Red | 8-48 Vac/dc | 10 | 236 | 625 | -40 to +75 | -40 to +100 |
| 690-521-66 | Yellow | 8-48 Vac/dc | 10 | 217 | 590 | -40 to +75 | -40 to +100 |
| 690-532-66 | Green | 8-48 Vac/dc | 10 | 1360 | 520 | -40 to +75 | -40 to +100 |
| 690-930-66 | Blue | 8-48 Vac/dc | 10 | 270 | 470 | -40 to +75 | -40 to +100 |
| 690-997-66 | Cool White | 8-48 Vac/dc | 10 | 743 | See Below | -40 to +75 | -40 to +100 |
| 690-940-66 | 940nm Infrared | 8-48 Vac/dc | 10 | 20mW/sr | 940 | -40 to +85 | -40 to +85 |
| 690-946-66 | 880nm Infrared | 8-48 Vac/dc | 10 | 20mW/sr | 880 | -40 to +85 | -40 to +85 |
| 690-532-66-50 | Green | 8-48 Vac/dc | 5 | 814 | 520 | -40 to +75 | -40 to +100 |
| 690-532-66-50 | Green | 8-48 Vac/dc | 2 | 814 @ 5mA | 520 | -40 to +75 | -40 to +100 |
| | Bi-polar | | mA | mcd | nm | °C | °C |

Typical Emission Colours Cool White LED

| | | | |
|---|-------|------|------|
| X | 0.275 | 0.28 | 0.29 |
| Y | 0.27 | 0.28 | 0.30 |

NOTES

Intensities (Iv) and colour shades of white (X-Y co-ordinates) may vary between LEDs within a batch. Additional LED Colours, Voltage Options and Flying Lead lengths available for semi-custom projects. Please contact our Sales Team. All LED components are supplied in anti-static packaging.

* For operating temperature derating graphs, please refer to sheet 2.

To order please contact us on +44 (0) 1229 582 430

F +44 (0) 1229 585 155 | E sales@marl.co.uk | www.leds.co.uk

marlleds marlinternationalimited in company/marl-international-limited



Q 05480



690 SERIES PANEL INDICATOR LED

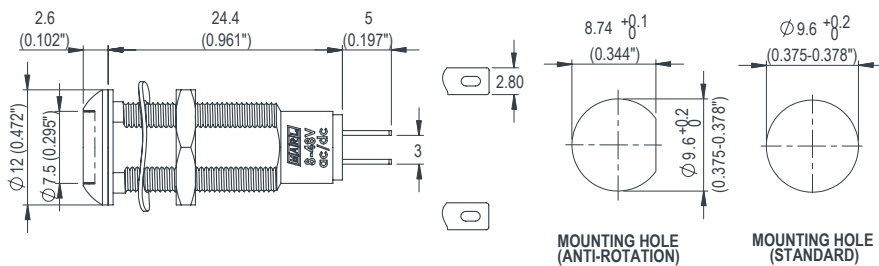
TECHNICAL CHARACTERISTICS

| Series | Max. Power Dissipation | Panel Cutout | Nut Mounting Torque | Min. Mounting Centres | Min. - Max. Panel Thickness |
|--------|------------------------|--------------|---------------------|-----------------------|-----------------------------|
| 690 | 480 | 9.6 (3/8") | 0.6 (0.44 lb/ft) | 20 (0.780") | 1.5 - 13.0 |
| | mW | mm | Nm | mm | mm |

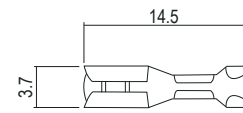
TECHNICAL DRAWING

Weight (g): 6.9

Dimensions in mm (typical). Not to scale. Mounting hole to be clean and burr free.

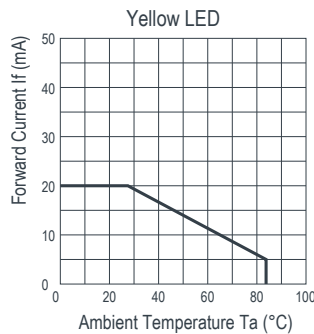
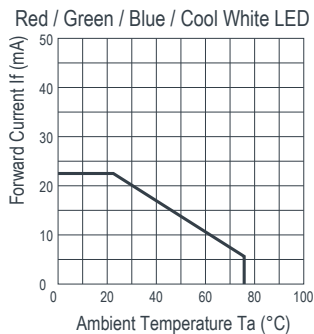


PUSH ON CONNECTOR



925-000-00 is brass tin plated - for use with 690 series lamps. Dimensions in mm (typical). Not to scale.

DE-RATING GRAPHS



MATERIALS

| | |
|---------------|---------------------------|
| Body | Black Anodised Aluminium |
| Nut | Nickel Plated Brass |
| Panel Seal | Viton |
| Lens | Polycarbonate |
| Encapsulation | Black Polyurethane |
| Lock Washer | Spring Steel Wavy Washer |
| Termination | Silver Flash Coated Brass |
| Header | Nylon 66 |

DESIGN CONSIDERATIONS

Electro-Static Discharge (ESD)

Build up of electro-static discharge occurs in many situations involving people moving and handling products. The range of possible situations is very diverse but voltage levels as high as several thousand volts can and do arise in many individual situations. When an operator charged up to these levels handles a static sensitive device, there is a very probable likelihood that the device will be irreversibly damaged. It is essential that precautions are taken at all stages during manufacture and assembly of these products. Although LEDs were never considered to be static sensitive

devices, changes in manufacturing technology and materials used to produce higher intensity products over a large range of the wavelength spectrum have changed this. Marl has an approved system of ESD control from goods in, through production and into final packing and despatch. Marl recommend all users of LED based products follow the guidelines of BS 100015.

Voltage, Current and Temperature

The forward voltage / current value of an LED is dependent upon the ambient temperature of the environment in which

it is operated. Therefore, care must be taken to operate the LED at the correct voltage / current values, depending upon the ambient temperature.

Marl should be contacted if the device is to be operated outside the temperature range specified. Marl accept no liability for any product that is operated outside the stated voltage or temperature range.

To order please contact us on +44 (0) 1229 582 430

F +44 (0) 1229 585 155 | E sales@marl.co.uk | www.leds.co.uk

marlleds | marlinternationallimited | in company/marl-international-limited



Q 05480

DSN 690 Version 2014-09-26-091200. Page 2 of 2