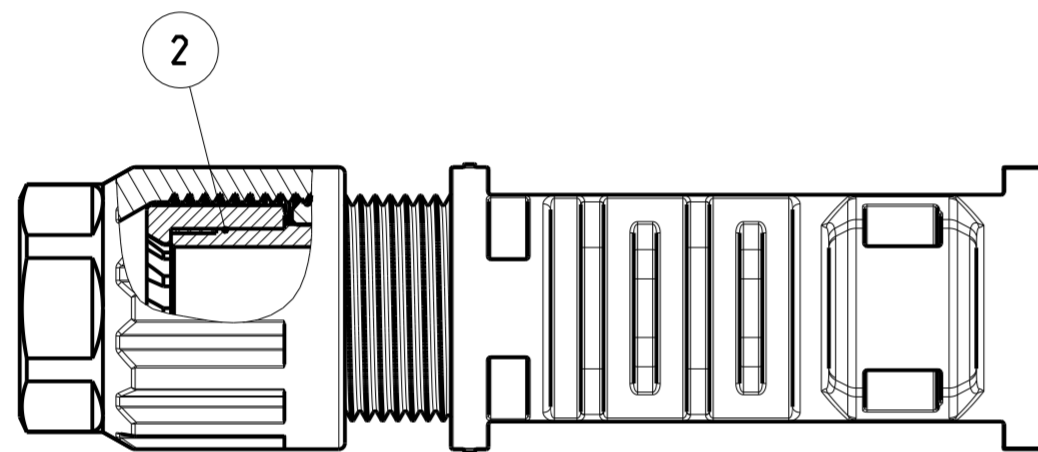
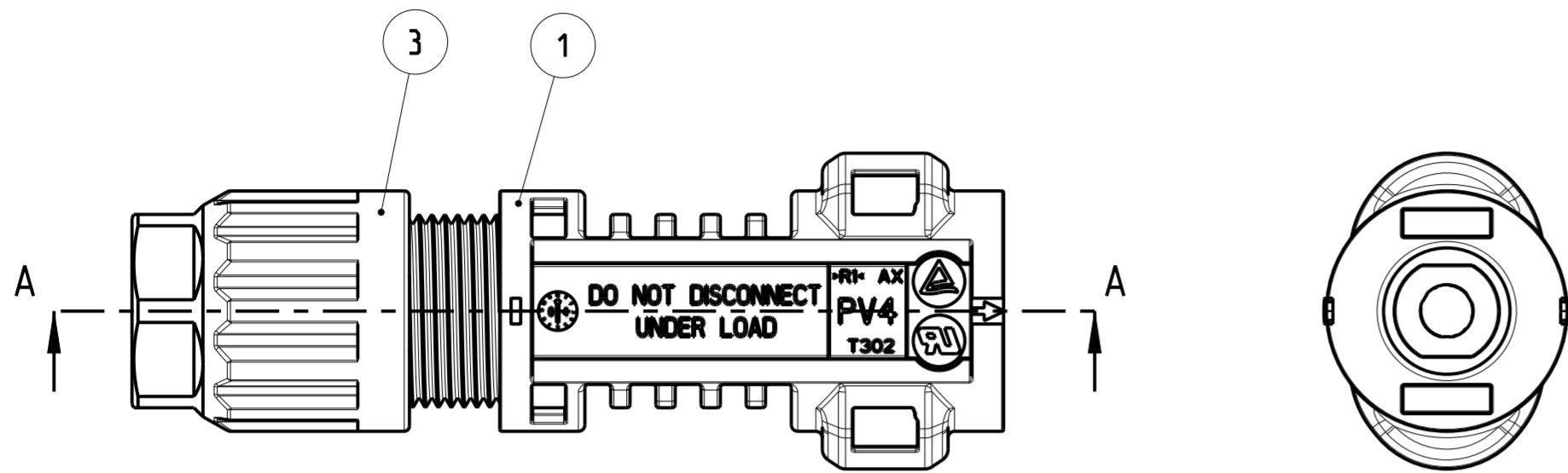
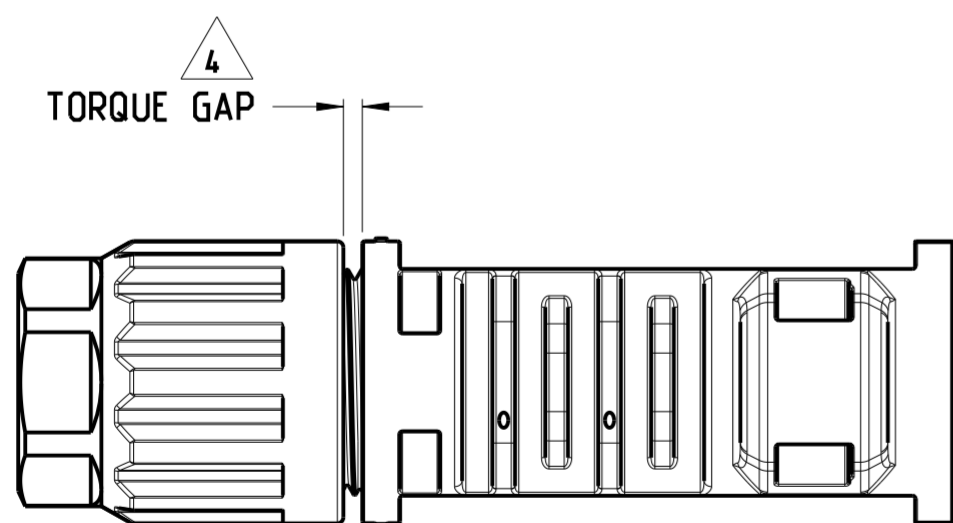


THIS DRAWING IS UNPUBLISHED. RELEASED FOR PUBLICATION 2012
 © COPYRIGHT 2012 TE CONNECTIVITY ALL RIGHTS RESERVED.

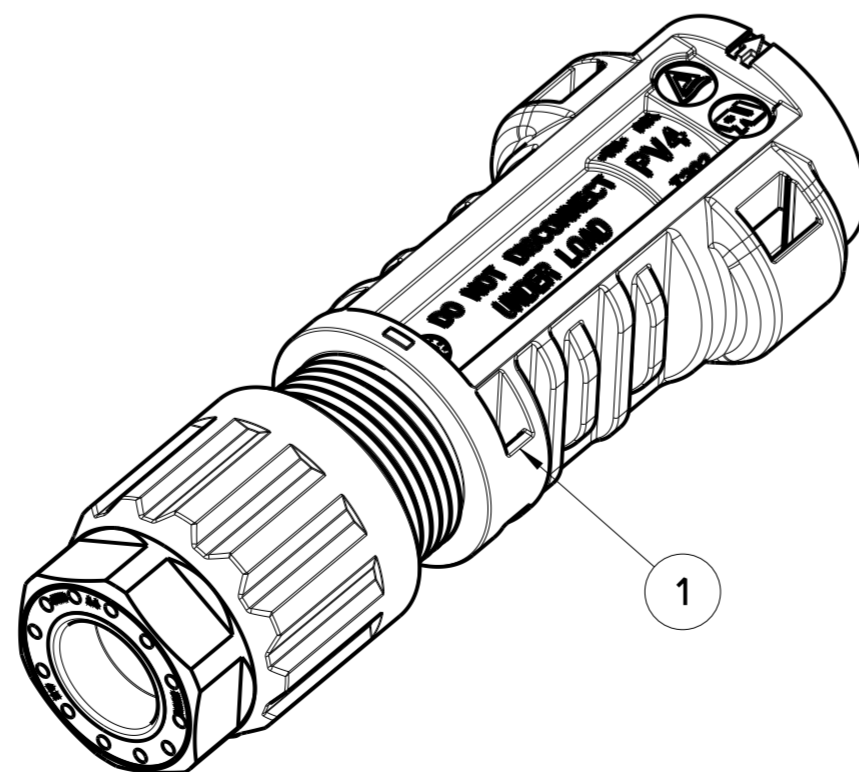
LOC	DIST	REVISIONS					
		P	LTR	DESCRIPTION	DATE	DWN	APVD
-	-	A2		ECR-12-016601	18OCT2012	CW	PY
		A3		ECR-13-013865	04SEP2013	CW	PY
		A4		NOTE No.4 IS ADDED	17APR2014	KR	TD
		A5		ECR-14-017210	18NOV2014	KR	TD



SECTION A-A



VIEW SHOWS THE TORQUE GAP FOR REFERENCE ONLY



- 1 PIN HOUSING PREASSEMBLED (ITEM NO.1) AND PINCH RING SEAL ASSY (ITEM NO.2) PREASSEMBLED WITH CABLE SCREW JOINT (ITEM NO.3). CABLE SCREW JOINT (ITEM NO.3) SCREWED WITH 2-3 TURNS ON PIN HOUSING PREASSEMBLED (ITEM NO.1).
- 2 FOR CABLE DIAMETER 6.0mm to 7.8mm (NOMINAL VALUE)
- 3 FOR CABLE DIAMETER 5.5mm to 6.0mm (NOMINAL VALUE)
- 4 THE CABLE SCREW JOINT TORQUE GAP SHOULD BE 1.25mm±0.35 AFTER THE FINAL ASSEMBLY, FOR THE CONNECTOR WITH CABLE OUTER DIA. 6.35mm PN 1983821-1 AND CABLE OUTER DIA. 6.40mm PN 1983530-1.

-1 AS SHOWN

1		10		100		1000		PACKAGING QTY(PC)		
4-1971914-2	4-1971914-1	3-1971914-2	3-1971914-1	2-1971914-2	2-1971914-1	1971914-2	1971914-1			
1	1	1	1	1	1	1	1	CABLE SCREW JOINT	1	3
1	-	1	-	1	-	1	-	PINCH RING SEAL.ASSY	1	3
-	1	-	1	-	1	-	1	PINCH RING SEAL.ASSY	1	2
1	1	1	1	1	1	1	1	PIN HOUSING PREASSEMBLED	1	1
QUANTITY								DESCRIPTION		ITEM

THIS DRAWING IS A CONTROLLED DOCUMENT.		DWN	15MAY2012	STE TE Connectivity			
DIMENSIONS: mm		CHK	15MAY2012				
TOLERANCES UNLESS OTHERWISE SPECIFIED:		APVD	15MAY2012				
0 PLC * 1 PLC * 2 PLC * 3 PLC * 4 PLC * ANGLES * FINISH *		NAME	PETER YIN				
MATERIAL		PRODUCT SPEC	108-106078	NAME		PIN CONNECTOR PREASSEMBLED (MALE) SOLARLOK PV4 CONNECTOR	
		APPLICATION SPEC	114-106078	SIZE	A2	CAGE CODE	00779
		WEIGHT	-	DRAWING NO	C-1971914		RESTRICTED TO
		Customer Drawing		SCALE	2:1	SHEET	1 OF 1
				REV	A5		