

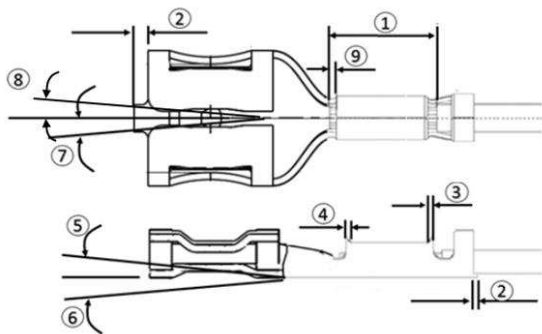
Crimping spec of 250 FASTON Steel Ni plated receptacle contacts

1. Applicable Product Part Number

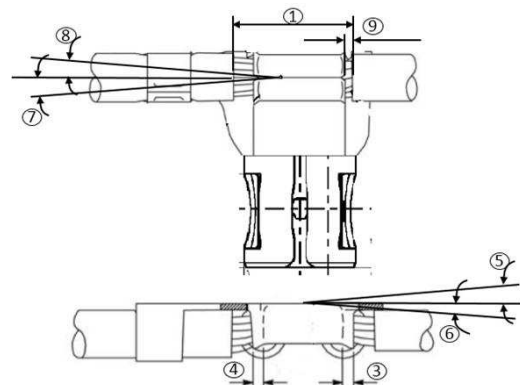
Description	Part No.	Wire Size (mm ²)	Insulation Diameter (mm)	Remark
FASTON Steel Ni plated receptacle contacts	2178299-1	(AWG # 20- #18) 0.5~1.0	1.8-2.5	Straight type
	2178300-1	(AWG # 18- #14) 1.0~2.5	3-4.3	
	2178301-1	(AWG # 12- #10) 3.3~5.3	3.6-5	
	2178438-1	(AWG # 24- #20) 0.2~0.5	1.4-2.1	
	2178423-1	(AWG # 20- #16) 0.5~1.5	1.9-3.3	Flag type
	2178439-1	(AWG # 16- #12) 1.5~3.3	2.7-3.8	

2. Crimping Requirement

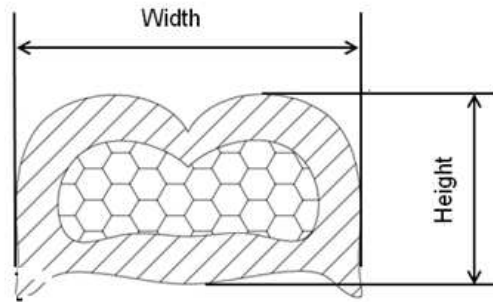
NO.	Check Item	Specified Requirements	NO.	Check Item	Specified Requirements
①	Insulation Stripping Length	6.4mm±0.5 (for straight type) 4.8mm±0.5 (for flag type)	⑥	Bend – Down	5° Max
②	Cut-Off Tab Length	0.5mm Max	⑦	Twisting	5° Max
③	Rear Bellmouth Length	0.2~ 0.70mm	⑧	Rollin g	5° Max
④	Front Bellmouth Length	0.7mm max.	⑨	Wire-End Length	Wire end must protrude from front end of wire barrel, but must not exceed 1.0 mm
⑤	Bend – Up	5° Max			



Straight type



Flag type



3. Crimping Data

3.1 Applicator

Contact Part No. (Strip)	Applicator No.	Wire size		Insulation Stripping Length (mm)	Wire barrel Crimp		Insulation Barrel width
		No. of wires	AWG		Width (mm)	Crimp Height (mm)	Width (mm)
2178299-1	2150340-1	1	20AWG	6.4mm±0.5	2.03 "F"	1.35	3.2
		1	18AWG			1.47	
2178300-1	2150339-1	1	18AWG		2.54 "F"	1.52	4.4
		1	16AWG			1.64	
		1	14AWG			1.85	
2178301-1	2150338-1	1	14AWG		3.56 "F"	1.71	5.6
		1	12AWG			1.96	
		1	10AWG			2.28	
2178438-1	2150337-1	1	24AWG		1.78 "F"	1.26	3.9
		1	22AWG			1.31	
		1	20AWG			1.38	
2178423-1	2150335-2	1	20AWG		4.8mm±0.5	1.78 "F"	1.59
		1	18AWG	1.71			
		1	16AWG	1.88			
2178439-1	2150336-2	1	16AWG	2.54 "F"		1.64	4.57
		1	14AWG			1.85	
		1	12AWG			1.96	

4. Notes

- 4.1 Care must be taken not to damage and nick the wire strands, when to strip the wire insulation. Stripped conductor strands must appear neat and straight without scratches.
- 4.2 Avoid foreign particles and greasy and oily matters from entering inside the wire barrel.
- 4.3 All the strands must be caught inside the wire barrel, and barrel seam must close neatly where any of miscaught strands must not protrude outside.
- 4.4 Any part of the insulation must not caught in the wire barrel.
- 4.5 After crimping, insulation must be held firmly inside the insulation crimping barrel.