

Ultra-High Performance 4 Ports HDMI Amplifier Switcher

DEAR CUSTOMER

Thank you for purchasing this product. For optimum performance and safety, please read these instructions carefully before connecting, operating or adjusting this product. Please keep this manual for future reference.

1.0 INTRODUCTION

This is an intelligent HDMI 4X1 Amplifier Switcher. It allows four HDMI source devices switched into one HD monitor or projector. Adopted touch button design lets you enjoy the high technology and easy switching life. This intelligent Switcher is quite different from other switchers. It has one input port on the front panel. This not only reduced the switcher to an ideal small size but also be more convenient for users to connect the source devices.

1.1 INTELLIGENT FUNCTION

- 1) When supplied with power, this switcher will select the power-on source device depending on the sequence automatically (input1>input2>input3>input4)
- 2) Once the source device is turned on or plugged in (should stay power-on mode), the switcher will automatically select this source.
- 3) Once the source device is turned off or plugged out, the switcher will automatically select the next power-on source depending on the sequence (input1>input2>input3>input4)
- 4) Once the touch button been touched, this switcher will automatically select the next power-on source depending on the sequence (input1>input2>input3>input4)

Note:

- 1) When the source devices are on the stand-by mode, its power supply should be turned off, otherwise this switcher can not meet intelligent function.
- 2) When plugged in or out, this switcher is completely intelligent.

1.2 FEATURES

This HDMI Amplifier Switcher has many features that enable it to perform in a superior manner. Among those features you will find:

- One input port on the front panel is specialized for portable devices
- Multi-switching methods: intelligent, IR remote or by touch button
- Supports highest video resolution 1080p.
- Supports 250MHz/2.5Gbps per channel (7.5Gbps all channel) bandwidth.
- Supports 12bit per channel (36bit all channel) deep color.
- HDCP pass-through.
- Supports uncompressed audio such as LPCM.

- Supports compressed audio such as DTS Digital, Dolby Digital (including DTS-HD and Dolby True HD) .
- Support 3D all format, including 1080p@23.98/24Hz, 720p@59.94/60Hz/50Hz, bandwidth up to 250MHz.

2.0 SPECIFICATIONS

Signal Inputs/Output	
Input DDC Signal	5 volts p-p (TTL)
Maximum Single Link Range	1920X1080p
Output Video	HDMI
Operating Frequency	
Vertical Frequency Range	50/60Hz
Video Amplifier Bandwidth	2.5Gbps/250MHz
Resolutions(HDTV)	
Interlaced(50&60Hz)	480i,576i,1080i
Progressive(50&60Hz)	480p,576p,720p,1080p
Mechanical	
Size(L-W-H)	155X69.5X23MM
Weight(Net)	265g
Warranty	
Limited Warranty	1 Year Parts and Labor
Environmental	
Operating Temperature	0 °C to +70°C
Operating Humidity	10% to 85 % RH (no condensation)
Storage Temperature	-10°C to +80°C
Storage Humidity	5% to 90 % RH (no condensation)
Power Requirement	
External Power Supply	5V DC@2A
Power consumption (Max)	5W
Accessories Adapter	
IR remote	
User Manual	English Version

Note: Specifications are subject to change without notice.

3.0 PACKAGE CONTENTS

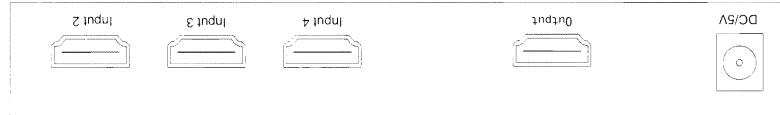
Before attempting to use this unit, please check the packaging and make sure the following items are contained in the shipping carton:

- Main unit
- Remote control
- 5VDC Power Supply


- User's Manual

4.0 PANEL DESCRIPTIONS

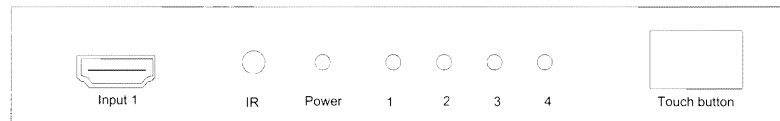
Back Panel:



Upper Panel:



Front Panel:



5.0 Connection and Operation

- 1) Connect input ports of this Switcher to each HDMI source device. (Input cables are optional)
*Please refer to connection diagram section.
- 2) Connect output port of this Switcher to HD display.
- 3) Insert the DC side of 5v power supply into the HDMI switch and then connect the AC side of the power supply into the wall outlet.
- 4) Turn on the power.

Attention: Insert / Extract cable gently.

5.1 CONNECTION DIAGRAM

4 port HDMI Amplifier Switcher

