




DEUTSCH
INDUSTRIAL



Back Shells for DT Connector Series

The DEUTSCH range of Back Shells is designed to snap fix onto the full range of standard DT connectors (i.e. without end cap). The innovative design allows each unit to accommodate several different sizes of slit or unslit corrugated tubes.

They are available for both plug and receptacle. The options include straight (180°) and right angled (90°) adaptors for 2, 3, 4, 6, 8 and 12 way. Additionally a version equipped with strain relief features 2, 3, 4 and 6 way for jacket cables is available.

Material: PA 6.6 / black

Operating Temperature: - 40 to 125°C

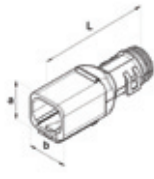
IP rating: IP40

Handling Temperature: - 5 to 45°C

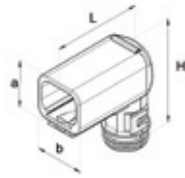
Overview

Connector	Outlet	Strain Relief	Envelop Dimensions [mm]				Part No.
			a	b	L	H	
DT04-2P	180°	X	18,0	17,0	54,5	-	1011-257-0205
	180°		18,0	17,0	54,5	-	1011-229-0205
	90°	X	18,0	17,0	40,0	37,0	1011-258-0205
	90°		18,0	17,0	40,0	37,0	1011-230-0205
DT06-2S	180°	X	16,0	17,0	45,5	-	1011-255-0205
	180°		16,0	17,0	45,5	-	1011-227-0205
	90°	X	16,0	17,0	31,0	37,0	1011-256-0205
	90°		16,0	17,0	31,0	37,0	1011-228-0205
DT04-3P	180°	X	25,0	23,0	64,5	-	1011-261-0305
	180°		25,0	23,0	64,5	-	1011-233-0305
	90°	X	25,0	23,0	44,0	48,0	1011-262-0305
	90°		25,0	23,0	44,0	48,0	1011-234-0305
DT06-3S	180°	X	21,0	23,0	56,0	-	1011-259-0305
	180°		21,0	23,0	56,0	-	1011-231-0305
	90°	X	21,0	23,0	36,0	48,0	1011-260-0305
	90°		21,0	23,0	36,0	48,0	1011-232-0305
DT04-4P	180°	X	22,0	22,0	59,5	-	1011-265-0405
	180°		22,0	22,0	59,5	-	1011-237-0405
	90°	X	22,0	22,0	43,0	45,0	1011-266-0405
	90°		22,0	22,0	43,0	45,0	1011-238-0405
DT06-4S	180°	X	20,0	22,0	53,0	-	1011-263-0405
	180°		20,0	22,0	53,0	-	1011-235-0405
	90°	X	20,0	22,0	35,0	45,0	1011-264-0405
	90°		20,0	22,0	35,0	45,0	1011-236-0405
DT04-6P	180°	X	26,0	21,5	64,0	-	1011-269-0605
	180°		26,0	21,5	64,0	-	1011-241-0605
	90°	X	26,0	21,5	43,0	50,0	1011-270-0605
	90°		26,0	21,5	43,0	50,0	1011-242-0605
DT06-6S	180°	X	23,5	20,0	55,5	-	1011-267-0605
	180°		23,5	20,0	55,5	-	1011-239-0605
	90°	X	23,5	21,0	38,0	50,0	1011-268-0605
	90°		23,5	21,0	38,0	50,0	1011-240-0605
DT04-8P	180°	-	27,5	28,0	62,0	-	1011-245-0805
	90°		27,5	28,0	47,5	50,5	1011-246-0805
DT06-8S	180°	-	26,5	28,5	57,0	-	1011-243-0805
	90°		24,5	28,5	39,5	49,0	1011-244-0805
DT04-12P	180°	-	26,0	35,5	63,5	-	1011-249-1205
	90°		26,0	36,5	53,0	50,5	1011-250-1205
DT06-12S	180°	-	23,0	36,0	58,5	-	1011-247-1205
	90°		23,0	36,0	43,5	50,5	1011-248-1205

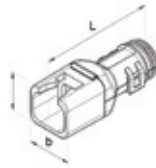
Versions



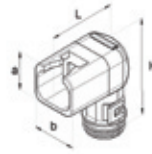
Receptacle 180°



Receptacle 90°



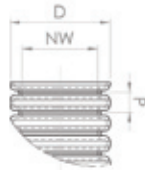
Plug 180°



Plug 90°




Strain Relief



Tube size by connector and additional length [mm] needed						
Connector	NW6	NW7,5	NW8,5	NW10	NW13	NW17
DT04-2P / DT06-2S	X + 16,0	X + 16,0	X + 10,0	X + 7,0	-	-
DT04-3P / DT06-3S	X + 18,0	X + 18,0	X + 12,5	X + 7,0	-	-
DT04-4P / DT06-4S	X + 16,0	X + 16,0	X + 10,0	X + 7,0	-	-
DT04-6P / DT06-6S	-	-	X + 20,0	X + 13,0	X + 7,0	-
DT04-8P / DT06-8S	-	-	X + 20,0	X + 14,0	X + 8,0	-
DT04-12P / DT06-12S	-	-	-	X + 24,5	X + 16,0	X + 10,0
corrugated tube details	D	9,3	10,0	11,7	13,0	15,8
	P	2,8	2,7	2,4	2,7	3,3

X = Tube length needed for harness



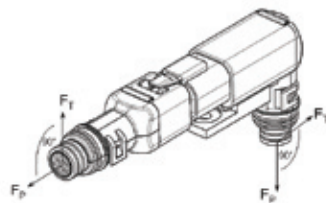
Tube details
(sectional view)



Rib No.: 6 3 1

Ribs to be used for tube mounting*						
Connector	NW6	NW7,5	NW8,5	NW10	NW13	NW17
DT04-2P / DT06-2S	6	6	4	3	-	-
DT04-3P / DT06-3S	7	7	5	3	-	-
DT04-4P / DT06-4S	6	6	4	3	-	-
DT04-6P / DT06-6S	-	-	7	5	3	-
DT04-8P / DT06-8S	-	-	7	5	3	-
DT04-12P / DT06-12S	-	-	-	7	5	3

* The corrugated tube must be placed into the ribs as per the table above to ensure proper halt during lifetime. Press the clips with your fingers to ensure closing them accordingly.



Pull Off Strength**		
Connector	F _p [N]	F _t [N]
DT04-2P / DT06-2S	50 / 50	50 / 10
DT04-3P / DT06-3S	50 / 50	50 / 50
DT04-4P / DT06-4S	50 / 50	50 / 25
DT04-6P / DT06-6S	50 / 50	50 / 30
DT04-8P / DT06-8S	50 / 50	50 / 35
DT04-12P / DT06-12S	50 / 50	50 / 40

** Valid for unslit corrugated tubes. Follow also connector mounting instruction: no force must apply to wires and connector to maintain continuous tightness of the connection.



DEUTSCH INDUSTRIAL



DEUTSCH Industrial US
3850 Industrial Ave.
Hemet, CA 92545
United States
Ph. +1 (951) 765-2250
Fax +1 (951) 765-2255
insidesales-ipd@deutsch.net

DEUTSCH Industrial Europe
Compagnie Deutsch GmbH
Fraunhoferstr. 11b
82152 Martinsried
Germany
Ph. +49 (0) 89 899 15 7-0
Fax +49 (0) 89 857 46 84
info.eu@deutsch.net

DEUTSCH UK
4 Stanier Road, St Leonards on Sea
East Sussex TN38 9RF
United Kingdom
Ph. +44 (0)1424 852722
Fax +44 (0)1424 851532
deutsch@deutsch.net

DEUTSCH Japan
NIHON Deutsch Ltd.
44-10, Ohyamakanai-cho
Itabashi-ku, Tokyo 173-0024
Japan
Ph. +81-3-5995-5192
Fax +81-3-5995-5193

www.deutsch.net