


MCUSR18A40B12RS

Ultrasonic Sensors



Applications

- Back sonar of automobiles
- Parking meters
- Water level meters

**RoHS
Compliant**

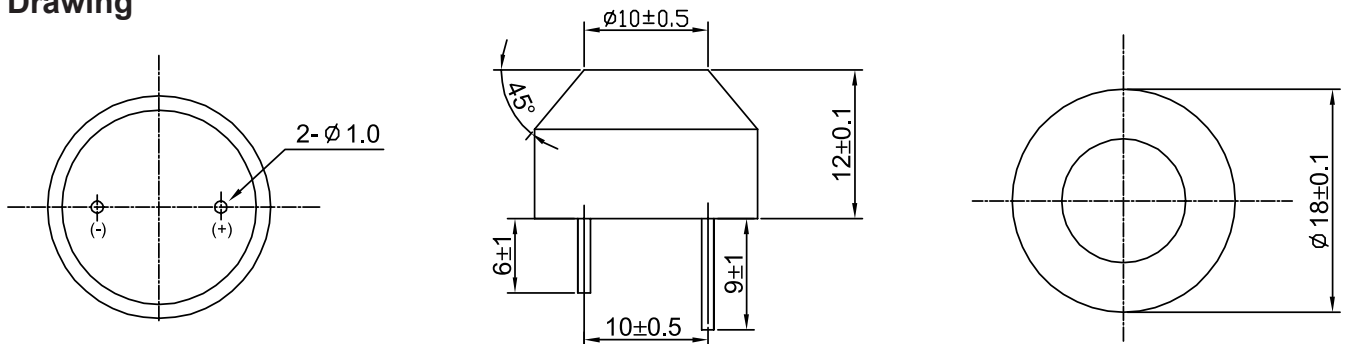
Features

- Water proof and dual use.
- Compact and light weight.
- High sensitivity and sound pressure.
- Less power consumption.
- High reliability.

Technical Specification

Item	Unit	Specification	
Construction	-	Water Proof	
Using Method	-	Transmitter	Receiver
Frequency	Hz	40 ±1kHz	39 ±1kHz
Sound Pressure Level	dB	min.97dB (10V/30cm)	-
Sensitivity	dB	-	min. -75dB/V/μbar
Echo Pulse Width	us	-	≥360us (at 1.2m)
Capacitance	pF	2,100pF ±25% at 1kHz	
Directivity	°	80°	
Operating Temperature Range	°C	-40°C to +85°C	
Storage Temperature Range	°C	-40°C to +85°C	
Allowable Input Voltage	Vp-p	160Vp-p	
Detectable Range	-	0.1 to 3m	
Housing Material	-	Aluminium	

Drawing



Dimensions : Millimetres

www.element14.com
www.farnell.com
www.newark.com

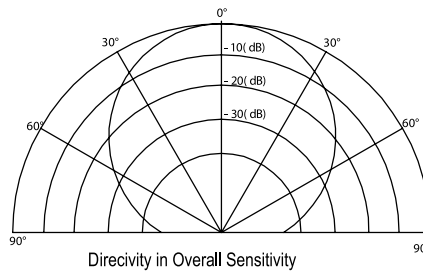
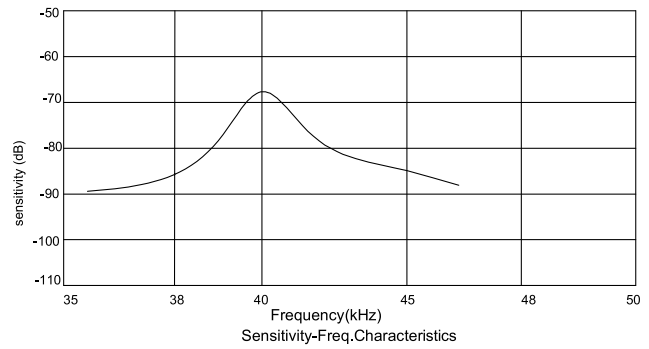
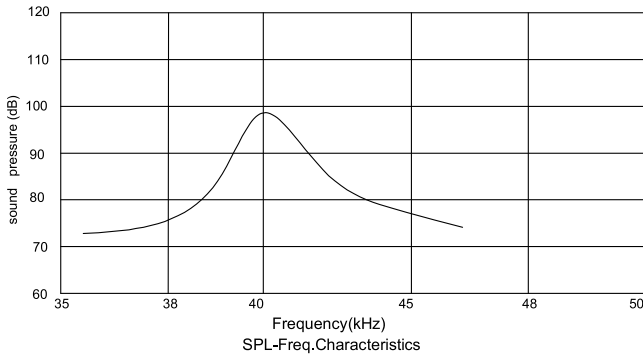


MCUSR18A40B12RS

Ultrasonic Sensors

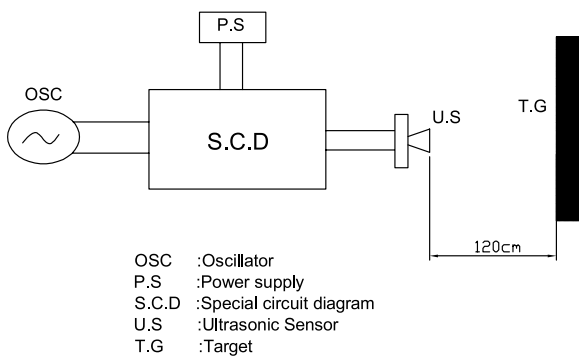


Beam Pattern

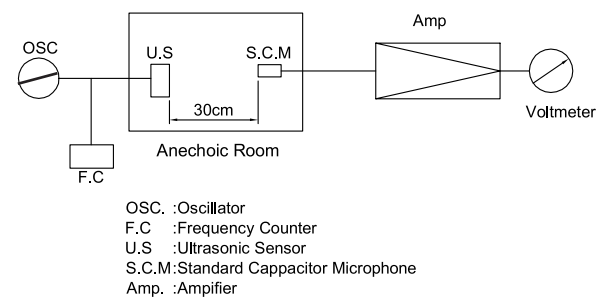


Test circuit

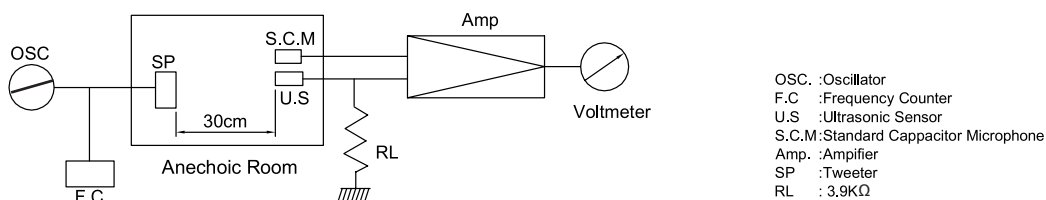
Echo & Rest. Resonant Time test circuit



S.P.L test circuit



Sensitivity test circuit



MCUSR18A40B12RS

Ultrasonic Sensors



Reliability Test

High temp. life test

Temperature : +85 ±3°C

Duration : 500hrs

Low temp. life test

Temperature : -40 ±3°C

Duration : 500hrs

Heat Cycle Test

Temperature : +85 ±3°C 1hour

-40 ±3°C 1hour

Cycles : 100 cycles

Humidity Test

Temperature : +65 ±2°C

Relative Humidity : 90 to 95%

Duration : 500hrs

Vibration Test

Vibration Frequency : 10 to 200Hz

Sweep Period : 15min

Acceleration : 43.12m/s² (4.4G)

Direction : 3(x,y&z)

Time : 96hours/direction

Shock test

Acceleration : sine 980 m/s²(100G)

Direction : 3directions

Shock time : 3 time/directions

Drop test

Height : 1m onto concrete floor

Times : 10 times

Connector soldering check:

Immersing terminal up to 1mm below base in soldering bath at 260°C 10 seconds

Notice:

The variation of the S.P.L at 40kHz is within 3dB compared with initial figures at 25°C in 24 hours after above test condition.

Part Number Table

Description	Part Number
Receiver, 40kHz, 18mm, Aluminium	MCUSR18A40B12RS

Important Notice : This data sheet and its contents (the "Information") belong to the members of the Premier Farnell group of companies (the "Group") or are licensed to it. No licence is granted for the use of it other than for information purposes in connection with the products to which it relates. No licence of any intellectual property rights is granted. The Information is subject to change without notice and replaces all data sheets previously supplied. The Information supplied is believed to be accurate but the Group assumes no responsibility for its accuracy or completeness, any error in or omission from it or for any use made of it. Users of this data sheet should check for themselves the Information and the suitability of the products for their purpose and not make any assumptions based on information included or omitted. Liability for loss or damage resulting from any reliance on the Information or use of it (including liability resulting from negligence or where the Group was aware of the possibility of such loss or damage arising) is excluded. This will not operate to limit or restrict the Group's liability for death or personal injury resulting from its negligence. Multicomp is the registered trademark of the Group. © Premier Farnell plc 2012.

www.element14.com
www.farnell.com
www.newark.com

