
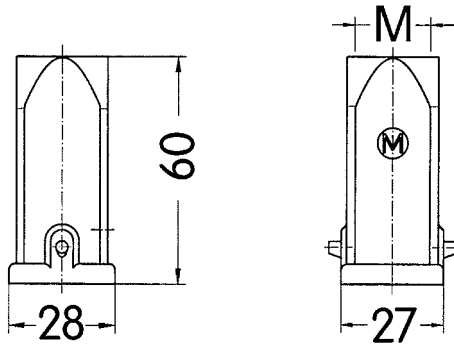

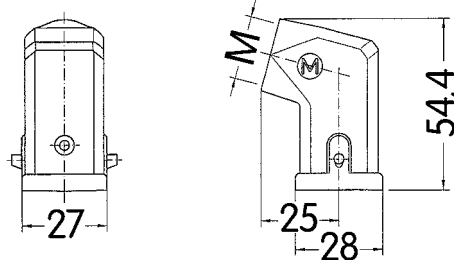

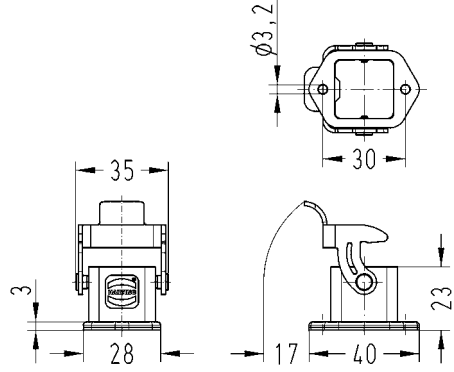


Hoods/Housings for higher EMC requirements
double locking lever

Identification	Cable entry	Part number	Drawing Dimensions in mm
Han® EMV, Hoods, top entry 	1xM20	19 62 003 1440	
Han® EMV, Hoods, side entry 	1xM20	19 62 003 1640	
Han® EMV, Bulkhead mounted housings, straight 		09 62 003 0301	 <p>Panel cut out 22 x 22 mm</p>

Hoods
Housings