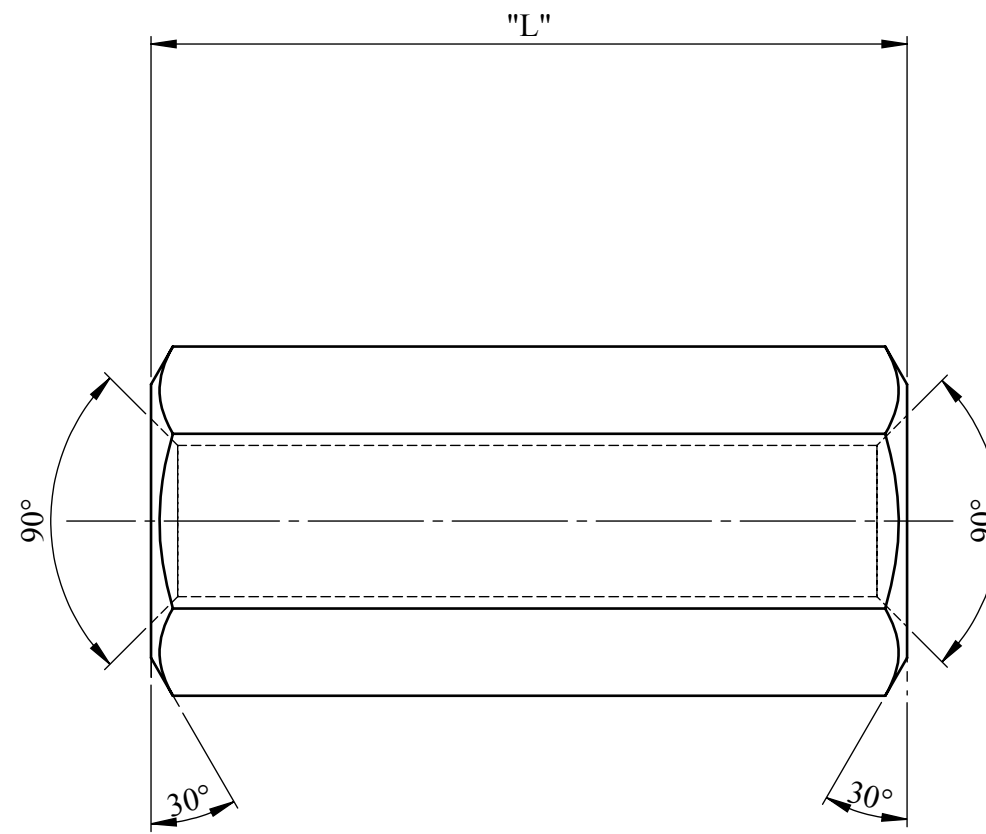
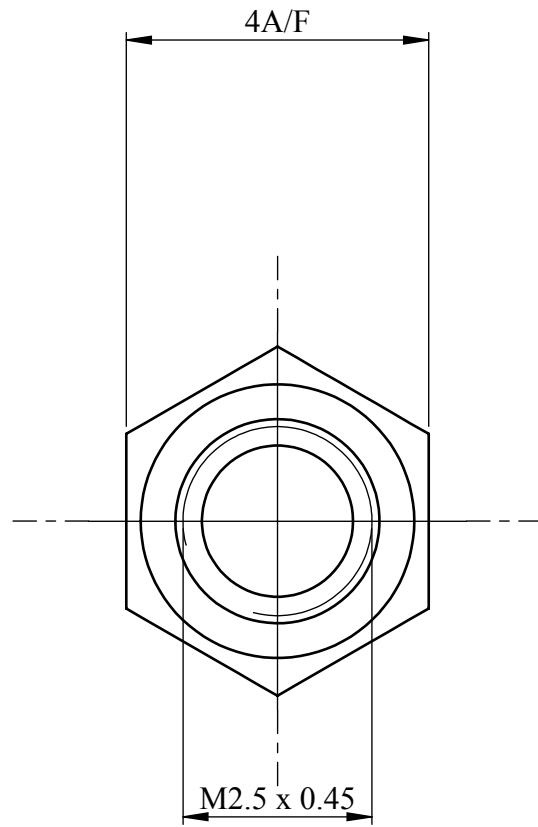


DEBUR AND BREAK SHARP EDGES

DO NOT SCALE DRAWING

REVISION



| THREAD SIZE | LENGTH "L" | PART NUMBER. |
|-------------|------------|------------------|
| M2.5 x 0.45 | 4 | FAHSBFFM2.5-4-4 |
| | 7 | FAHSBFFM2.5-7-4 |
| | 8 | FAHSBFFM2.5-8-4 |
| | 10 | FAHSBFFM2.5-10-4 |
| | 11 | FAHSBFFM2.5-11-4 |
| | 12 | FAHSBFFM2.5-12-4 |
| | 15 | FAHSBFFM2.5-15-4 |

A DRAWN - 03/12/15

NOTES



DESIGN RIGHT. TR FASTENINGS LTD, 2003
 UNDER NO CIRCUMSTANCES MUST THIS
 DRAWING BE COPIED OR DISCLOSED,
 WITHOUT FIRST OBTAINING WRITTEN
 AUTHORITY.

UNLESS OTHERWISE SPECIFIED:
 DIMENSIONS ARE IN MILLIMETERS
 SURFACE FINISH:
 TOLERANCES:

| | |
|----------------------|----------|
| ISO 2768 m | |
| NAME | DATE |
| DRAWN MARTIN ELLIOTT | 03/12/15 |
| CHK'D | |
| APPVD | |

CUSTOMER PART No

MATERIAL:

BRASS - CuZn39Pb3

HEAT TREATMENT

N/A

FINISH:

NICKEL PLATED - E2E

TITLE:

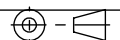
M2.5HEXAGON SPACER F/F

DWG NO.

FAHSBFFM2.5-XX-4

A3

PROJECTION



SHEET 1 OF 1