

Cartridge Fuse, 6.3x32 mm, 500 VAC, 1-16 A, High Breaking Capacity of 1500 A

new



UL 248-14 · 500VAC · Time-Lag T



Description

- High breaking capacity
- High rated current
- Pigtails optional

Standards

- UL 248-14
- CSA C22.2 no. 248.14

Approvals

- UL File Number: E41599

Applications

- 3-phase applications
- Photovoltaic
- Frequency converter
- Power electronics

References


[Packaging Details](#)

Pigtail Type SHT 6.3x32 Pigtail

Weblinks

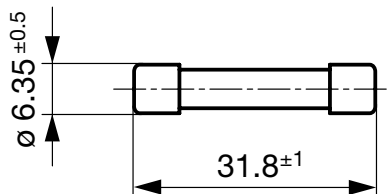
[pdf-datasheet](#), [html-datasheet](#), [General Product Information](#), [Approvals](#), [CE declaration of conformity](#), [RoHS](#), [CHINA-RoHS](#), [REACH](#), [e-Shop](#), [SCHURTER-Stock-Check](#), [Distributor-Stock-Check](#), [Detailed request for product](#)

Technical Data

Rated Voltage	500VAC, 63 VDC
Rated current	1 - 16A
Breaking Capacity	1500A - 20kA
Characteristic	Time-Lag T
Mounting	Fuseholder / Clip
Admissible Ambient Air Temp.	-40°C to 85°C
Climatic Category	40/085/21 acc. to IEC 60068-1
Material: Tube	Ceramic
Material: Endcaps	Nickel-Plated Copper Alloy
Material: Axial Leads	Tin-Plated Copper
Unit Weight	2.84 g
Storage Conditions	0°C to 60°C, max. 70% r.h.
Product Marking	 Type, Rated current, Rated voltage, Characteristic, Breaking capacity, Approvals

Dimension

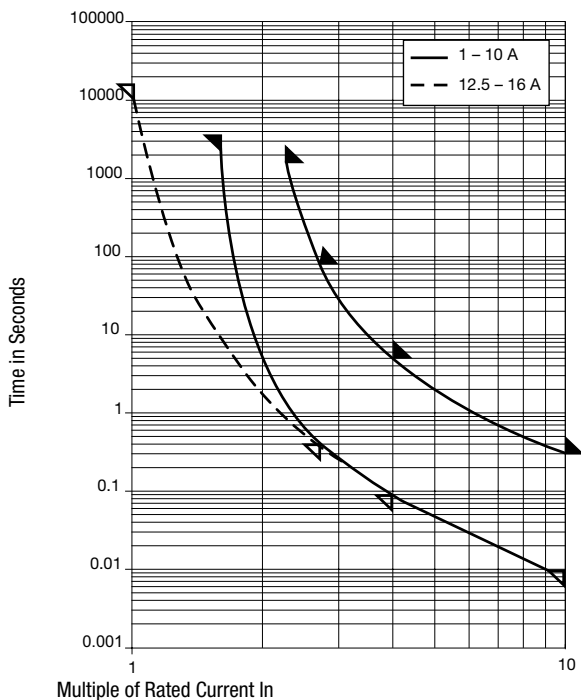
6.3 mm



Pre-Arcing Time

Rated Current I _n	1.0 x I _n min.	1.5 x I _n min.	2.1 x I _n max.	2.75 x I _n min.	2.75 x I _n max.	4.0 x I _n min.	4.0 x I _n max.	10.0 x I _n min.	10.0 x I _n max.
1 A - 10 A	-	60 min	30 min	400 ms	80 s	95 ms	5 s	10 ms	300 ms
12.5 A - 16 A	4 h	-	30 min	400 ms	80 s	95 ms	5 s	10 ms	300 ms

Time-Current-Curves



All Variants

Rated Current [A]	Rated Voltage [VAC]	Breaking Capacity	Voltage Drop 1.0 I _n max. [mV]	Power Dissipation 1.5 I _n max. [mW]	Melting I ² t 10.0 Intyp. [A ² s]	Order Number
1	500	1)	350	900	1.55	● 8020.5011
1	500	1)	350	900	1.55	● 8020.5011.G
1.25	500	1)	300	1000	3.15	● 8020.5012
1.25	500	1)	300	1000	3.15	● 8020.5012.G
1.6	500	1)	200	1100	5.4	● 8020.5013
1.6	500	1)	200	1100	5.4	● 8020.5013.G
2	500	1)	180	1200	10.5	● 8020.5014
2	500	1)	180	1200	10.5	● 8020.5014.G
2.5	500	1)	160	1300	20	● 8020.5015
2.5	500	1)	160	1300	20	● 8020.5015.G
3.15	500	1)	150	1400	39	● 8020.5016
3.15	500	1)	150	1400	39	● 8020.5016.G
4	500	1)	140	1500	71.4	● 8020.5017
4	500	1)	140	1500	71.4	● 8020.5017.G
5	500	1)	135	2200	271	● 8020.5018
5	500	1)	135	2200	271	● 8020.5018.G
6.3	500	1)	110	2200	225	● 8020.5019
6.3	500	1)	110	2200	225	● 8020.5019.G
8	500	1)	110	2600	285	● 8020.5020
8	500	1)	110	2600	285	● 8020.5020.G
10	500	1)	110	3000	700	● 8020.5021
10	500	1)	110	3000	700	● 8020.5021.G

Rated Current [A]	Rated Voltage [VAC]	Breaking Capacity	Voltage Drop 1.0 In max. [mV]	Power Dissipation 1.5 I _n max. [mW]	Melting I ² t 10.0 Intyp. [A ² s]	Order Number
12.5	400	2)	120	5000	710 ●	8020.5022
12.5	400	2)	120	5000	710 ●	8020.5022.G
16	400	2)	130	5700	1400 ●	8020.5023
16	400	2)	130	5700	1400 ●	8020.5023.G

Most Popular.

Availability for all products can be searched real-time: <http://www.schurter.com/Stock-Check/Stock-Check-SCHURTER>

- 1) 1500 A @ 500 VAC, cos φ = 0.99 - 1
1500 A @ 250 VAC, cos φ = 0.7 - 0.8
10 kA @ 125 VAC, cos φ = 0.7 - 0.8
20 kA @ 63 VDC
- 2) 1500 A @ 400 VAC, cos φ = 0.99 - 1
1000 A @ 250 VAC, cos φ = 0.7 - 0.8
10 kA @ 125 VAC, cos φ = 0.7 - 0.8
1000 A @ 400 VDC
20 kA @ 63 VDC

Packaging Unit	xxxx.xxxx	Small Box Pack (10 pcs.)
	xxxx.xxxx.G	Bulk (1000 pcs.)