



LL48 Linear LED Luminaires

For Harsh and Hazardous Industrial Applications

Leading the way in LED technology for industrial applications.



The LL48 Linear LED Luminaire allows for the replacement of existing harsh and hazardous industrial fluorescent fixtures and provides an energy-efficient proven light source for use in applications where reliability is critical.

LUMINAIRE MODEL

Model	Equivalent Light Output	Energy Savings
LL48	2 x 58W fluorescent light	50%

APPLICATIONS

- Used for general lighting in indoor and outdoor areas with low mounting heights or confined spaces, such as aisles, tunnels and catwalks, over doorways or entries, landing areas, utility rooms, etc.

CERTIFICATIONS & COMPLIANCES

NEC Standards:

- Class I, Division 2, Groups A, B, C, D
- NEMA 4X; IP66
- Marine and Wet Locations

UL Standards:

- UL844 Electrical Fixture Hangers for Hazardous Locations
- UL1598 Luminaire
- UL1598A Luminaire for Installation on Marine Vessels

CSA Standard:

- C22.2 No. 137



DESIGN FEATURES

- Ⓐ Luminaire is designed to match the footprint of a traditional linear fluorescent fixture.
- Ⓑ Same light pattern and lumen output at a fraction of the energy cost.
- Ⓒ Diffused lens reduces glare.
- Ⓓ Shock- and vibration-resistant LEDs contain no mercury, eliminating costly lamp disposal programs.

ADDITIONAL FEATURES & BENEFITS

Best-in-class Reliability

- Linear LED solution can withstand extreme vibration that would cause traditional technologies to fail
- Can handle temperature extremes down to -35°C where comparable products cannot operate
- Redundant drivers housed next to LED arrays for slim profile and superior heat dissipation
- Redundant drivers and LED modules ensure the highest factor of safety in the industry

Versatile Mounting Options

- Ceiling mount standard (included with fixture)
- Choice of brackets for wall or pole mounting (ordered separately); can be mounted in any position to maintain ratings
- Luminaire uses the same mounts as eLLK/nLLK Series

Reliable Performance in Any Environment

- T5 at 40°C, T4A at 55°C temperature ratings
- Operating temperature range: -35°C to +55°C

STANDARD MATERIALS


- Housing - Copper-free aluminum with Corro-free™ epoxy powder coat end caps and extruded aluminum body
- Lens - Heat- and impact-resistant glass
- External Hardware - Stainless steel

ELECTRICAL RATINGS

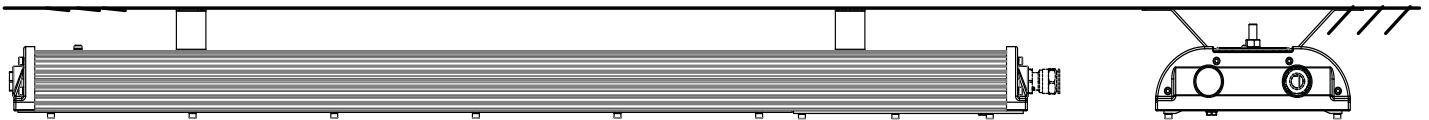
- 100VAC to 277VAC 50/60 Hz
- Power factor >0.9

ORDERING INFORMATION

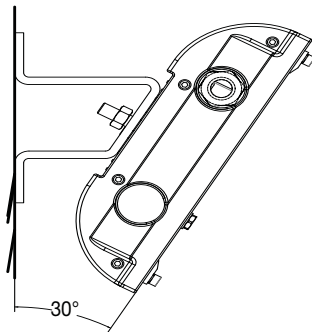
CATALOG NUMBER	SYSTEM POWER	GLASS COLOR	ENTRY	LUMEN OUTPUT	CCT
LL48-60W-765/-F-1M	56W	Frosted	M20	3716	Cool White, 6500K
LL48-60W-765/-C-1M	56W	Clear	M20	4380	Cool White, 6500K
LL48-60W-765/-F-1N	56W	Frosted	½" NPT	3716	Cool White, 6500K
LL48-60W-765/-C-1N	56W	Clear	½" NPT	4380	Cool White, 6500K



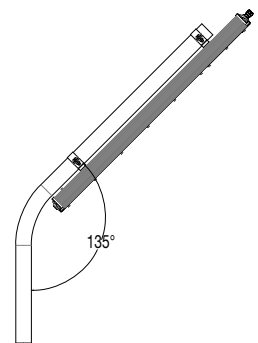
MOUNTING STYLES



Ceiling Mount
(Included with Fixture)



Wall Mount
(Order Separately)

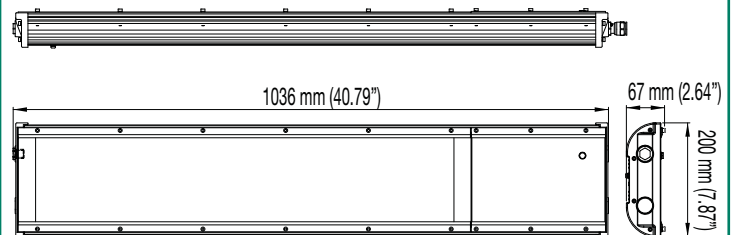


Pole Mount
(Order Separately)

MOUNTING ORDERING INFORMATION

CATALOG NUMBER	DESCRIPTION
12329778	Ceiling Mounting Bracket Kit
12329779	Clamp for Pole Mounting 1¼" Kit
12329900	Clamp for Pole Mounting 1½" Kit
12329901	Clamp for Pole Mounting 2" Kit
12329902	Luminaire Wall Suspension 27° Kit
12329903	Luminaire Wall Suspension 30° Kit

DIMENSIONS



PHOTOMETRICS

- LM79 data available upon request

For our complete portfolio of LED products, please visit www.follow-the-LEDer.com

