

M II - Type

Decorative Light - High Voltage

G35 3/5/10/25W Equivalent

Ø35mm

Non-dimmable



Ceramic Cover



Transparent Cover



Base Type : E14 / E27 / B22 / BA15

Input Voltage : H23 230V

LED Source :

Ceramic Cover : Nichia

Transparent Cover : Epistar

Total Power Consumption :

Ceramic Cover :

5W Equivalent : $0.9W \pm 10\%$

Transparent Cover :

3W Equivalent : $0.3W \pm 10\%$

5W Equivalent : $0.6W \pm 10\%$

10W Equivalent : $1.4W \pm 10\%$

25W Equivalent : $1.6W \pm 10\%$

Safety & Environment Specifications

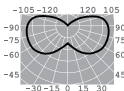
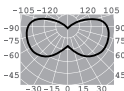
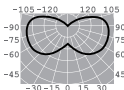
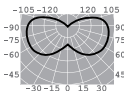
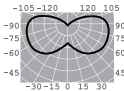
M II - Type - G35 bulbs are manufactured to conform to the following safety approbation.

Certificated Mark		CE	EMC	LVD	ErP		REACH
Certificate Approval	•	•	•	•	•	•	•

Certificate Approval : • : Completed △ : In Progress

Energy Efficiency Class : A++

Specification

Polar Diagram	No.	Part Number	LED No.	LED Source	Input Voltage	Total Pow. +/-10%	Power Factor H23
Ceramic Cover							
	1	BLMG35XXW-NVW402H23	4	Nichia 757	230V	0.9	0.6
	2	BLMG35XXCR-NVW402H23					
	3	BLMG35XXCG-NVW402H23					
	4	BLMG35XXCB-NVW402H23					
	5	BLMG35XXCA-NVW402H23					
Transparent Cover							
	1	BLMG35XXBB-RVW03H23	1	EPISTAR COG	230V	0.3	0.6
	2	BLMG35XXCC-RVW03H23					
	3	BLMG35XXR-RVW03H23					
	4	BLMG35XXG-RVW03H23					
	5	BLMG35XXB-RVW03H23					
	6	BLMG35XXA-RVW03H23					
	7	BLMG35XXBB-RVW06H23					
	8	BLMG35XXCC-RVW06H23	1	EPISTAR COG	230V	0.6	0.6
	9	BLMG35XXR-RVW06H23					
	10	BLMG35XXG-RVW06H23					
	11	BLMG35XXB-RVW06H23					
	12	BLMG35XXA-RVW06H23					
	13	BLMG35XXBB-RVW1H23	1	EPISTAR COG	230V	1.4	0.6
	14	BLMG35XXCC-RVW1H23					
	15	BLMG35XXR-RVW1H23					
	16	BLMG35XXG-RVW1H23					
	17	BLMG35XXB-RVW1H23					
	18	BLMG35XXA-RVW1H23					
	19	BLMG35XXBB-RVW21H23	2	EPISTAR COG	230V	1.6	0.6
	20	BLMG35XXCC-RVW21H23					
	21	BLMG35XXR-RVW21H23					
	22	BLMG35XXG-RVW21H23					
	23	BLMG35XXB-RVW21H23					
	24	BLMG35XXA-RVW21H23					

Option 1 : Lamp base : E14/ BA15/ B22/ E27

Option 2 : Input Voltage : H23 230V

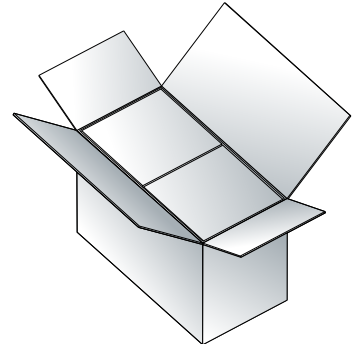
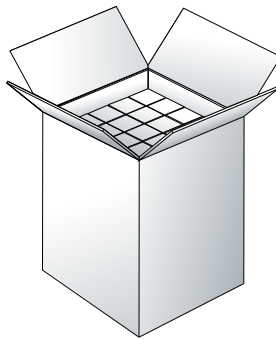
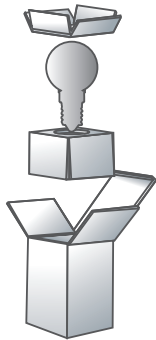
Option 3 : Transparent Cover : BB : Clear Cover ; CC : Opaque Cover ; R : Transparent Red Cover ; G : Transparent Green Cover ; B : Transparent Blue Cover ; A : Transparent Amber Cover

Option 4 : Ceramic Cover : W : White Cover ; CR : Ceramic Red Cover ; CG : Ceramic Green Cover ; CB : Ceramic Blue Cover ; CA : Ceramic Amber Cover

Certificate Approval :     


2D Drawing

Product Packing G35



Step 1		Step 2		Step 3	
Gife Box/ White Box	1Pc of Lamp	Interior Box	100 Boxes	Exterior Box	2 Inner Cartons (200 White Boxes)
Dimensions(mm)	L:53*W:53*H:83	Dimensions(mm)	L:285*W:285*H:385	Dimensions(mm)	L:590*W:304*H:400

Lamp body material



Luminaire Notice

The LED Lamp is not compatible with all luminaires for halogen lamps. Before installation, please read following guidelines:
 -No sealed fixtures.
 -Not for integral primary optics.



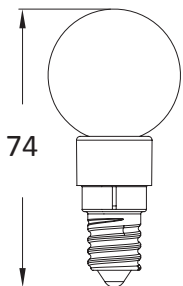
No sealed fixtures



This product was certified by IP65 and can be used outdoors

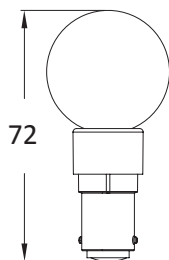
Dimension (mm) - Ø : 35 Net Weight (g)

Ceramic Cover



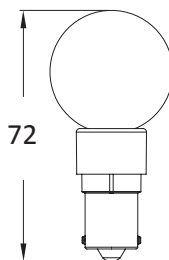
Base E14

Net Weight (g) 12



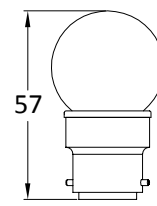
Base BA15D

Net Weight (g) 12



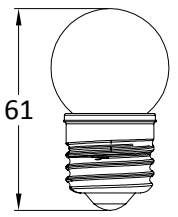
Base BA15S

Net Weight (g) 12



Base B22

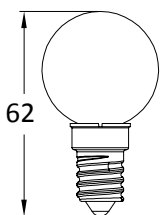
Net Weight (g) 20



Base E27

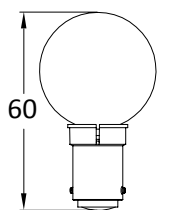
Net Weight (g) 20

Transparent Cover



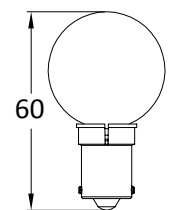
Base E14

Net Weight (g) 12



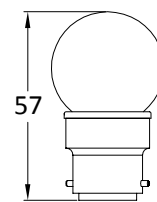
Base BA15D

Net Weight (g) 12



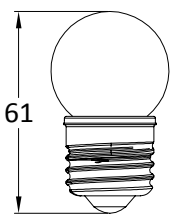
Base BA15S

Net Weight (g) 12



Base B22

Net Weight (g) 20



Base E27

Net Weight (g) 20

Safety Label & Warning

- Do not cover lamp with paper, fabric, or any flammable material to avoid burning.
- Working Environmental Temperature: -20 ~ +40°
- Do not insert metal objects into the gap of lamp base.
- The appropriate combination of lamp and lamp base should be carefully selected for different voltage and wattage.
- Do not use in high-humidity environment or near water to avoid damage. (Except B.L.T.C. Outdoor IP65 version)
- Not suitable for use in automatic light sensor system, emergency lighting fixture and mercury fixture to avoid damage and burning.
- Do not use near flammable objects such as gasoline, spray, chemicals, paints, oil...etc.
- Do not use in place that is likely to be impacted by force or vibration.
- Do not use in acidic environment.
- Please turn the light off when installing or cleaning to avoid electrical shock.
- Please handle with care to avoid damage and collision.
- Do not touch any powered-on lamps or lamps that have just been turned off to avoid burning.
- Please ensure the lamp is tightly installed into the socket to avoid dropping.
- Please select the appropriate fixture based on lamp size and weight.

General Guideline

- Slight difference of color temperature and brightness is likely to occur for the same part number due to the difference of LED chips.
- Brightness, color temperature, and light distribution may vary with different types of bulbs.
- To avoid heat build-up and the shortening of product lifetime, sealed fixture is not recommended.
- Keep the lamp away from radio, video and television for a distance of 1 meter to avoid noise caused by interference.
- Do not install lamp in heat insulated fixture.
- Do not disassemble or reconstruct the lamp.
- Do not stare directly at the lamp to avoid eye injury.
- The light distribution may vary with different type of fixtures.
- Do not wash the lamp with water.
- Do not use the lamp outdoor if it is not marked as IP65.
- To avoid damage and poor insulation, do not use the lamp near water or in frosted environment if it is not marked as IP65.
- For lamps with a weight significantly higher than that of the lamps for which they are a replacement, attention should be drawn to the fact that the increased weight may reduce the mechanical stability of certain luminaires and lampholders and may impair contact making and lamp retention.