



Main

Commercial Status	Commercialised
Range of product	Modicon M340 automation platform
Product or component type	Discrete input module
Electrical connection	Two 40-way connectors
Discrete input number	64
Discrete input type	Isolated
Input type	Current sink (logic positive)
Discrete input voltage	24 V DC positive
Discrete input current	1 mA

Complementary

Sensor power supply	19...30 V
Voltage state 1 guaranteed	≥ 15 V
Current state 1 guaranteed	≥ 1 mA
Voltage state 0 guaranteed	≤ 5 V
Current state 0 guaranteed	≤ 0.5 mA
Input impedance	24000 Ohm
Insulation resistance	> 10 MOhm 500 V DC
Power dissipation in W	≤ 4.3 W
DC typical filtering time	4 ms
DC maximum filtering time	7 ms
Paralleling of inputs	No
Typical current consumption	200 mA at 3.3 V DC
MTBF reliability	362681 H
Protection type	1 external fuse per group of channel 0.5 A fast blow Without reverse polarity protection
Voltage detection threshold	> 18 V DC sensor OK < 14 V DC sensor fault
Status LED	1 LED red for module I/O 1 LED red for module error (ERR) 1 LED per channel green for channel diagnostic 1 LED green for module operating (RUN) 1 LED green for +32 channels indicator
Product weight	0.145 kg

The information provided in this documentation contains general descriptions and/or technical characteristics of the performance of the products contained herein. This documentation is not intended as a substitute for and is not to be used for determining suitability or reliability of these products for specific user applications. It is the duty of any such user or integrator to perform the appropriate and complete risk analysis, evaluation and testing of the products with respect to the relevant specific application or use thereof. Neither Schneider Electric Industries SAS nor any of its affiliates or subsidiaries shall be responsible or liable for misuse of the information contained herein.

Environment

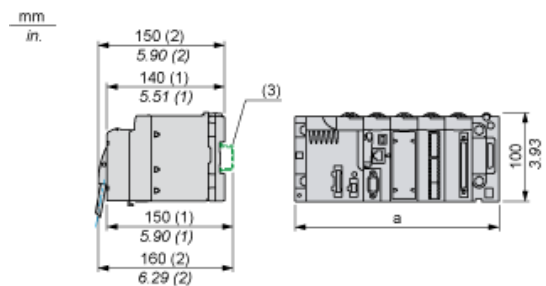
IP degree of protection	IP20
Standards	CSA C22.2 No 142 IEC 1131-2 IEC 664 NF C 63-850 UL 508 UL 746C
Dielectric strength	500 V DC 1 minute, between group of channels 1500 V AC at 50/60 Hz 1 minute, primary/secondary
Ambient air temperature for operation	0...60 °C
Relative humidity	10...95 % without condensation
Protective treatment	TC

Offer Sustainability

Sustainable offer status	Green Premium product
RoHS	Compliant - since 0722 - Schneider Electric declaration of conformity
REACH	Reference contains SVHC above the threshold - go to CaP for more details
Product environmental profile	Available Download Product Environmental
Product end of life instructions	Need no specific recycling operations

Modules Mounted on Racks

Dimensions

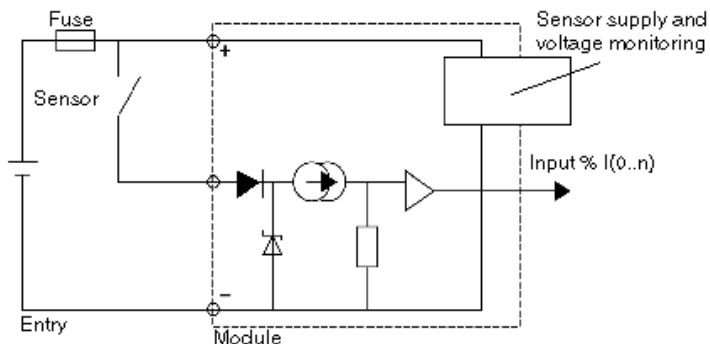


- (1) With removable terminal block (cage, screw or spring).
- (2) With FCN connector.
- (3) On AM1 ED rail: 35 mm wide, 15 mm deep. Only possible with BMXXBP0400/0400H/0600/0600H/0800/0800H rack.

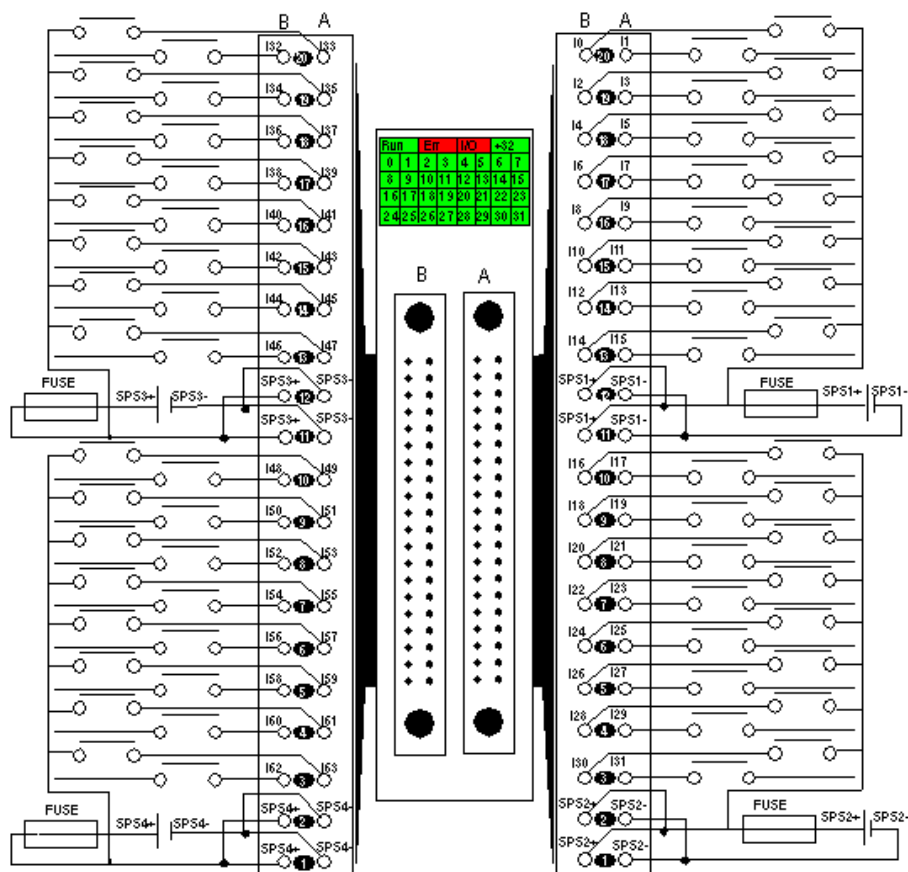
Rack references	a in mm	a in in.
BMXXBP0400 and BMXXBP0400H	242.4	09.54
BMXXBP0600 and BMXXBP0600H	307.6	12.11
BMXXBP0800 and BMXXBP0800H	372.8	14.68
BMXXBP1200 and BMXXBP1200H	503.2	19.81

Connecting the Module

Input Circuit Diagram



Module Connection



power24 VDC

supply

fuse fast blow fuse of 0.5 A for each 16-channel group

SPS sensor power supply