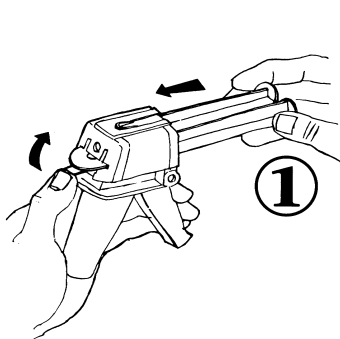


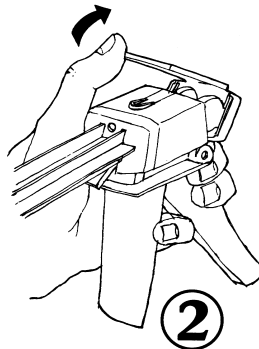
Loctite®

Item Number 720228

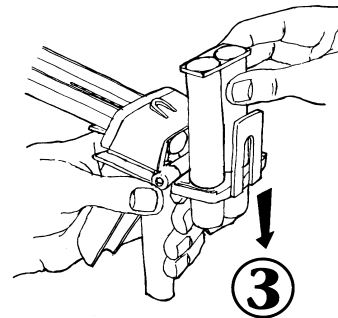
Description: 50ml Manual Applicator



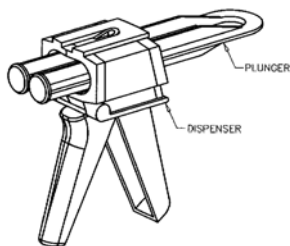
Insert plunger, track side down, into slot on front face of the applicator. Push up the metal lever on the back of the applicator and slide the plunger full length into the applicator.



Lift up the plastic catch on the syringe holder bracket.



Drop in the syringe. Return the holder to original position and snap catch back into place. Dispense product by squeezing trigger.



Replacement Parts

- 1:1 Plunger Item No. 376743
- 2:1 Plunger Item No. 376744
- 4:1 Plunger Item No. 478551
- 10:1 Plunger Item No. 572108

Henkel Corporation
One Henkel Way
Rocky Hill, CT 06067-3910

Henkel Corporation
Automotive / Metals HQ
32100 Stephenson Hwy.
Madison Heights, MI 48071

Henkel Canada Corporation
2515 Meadowpine Boulevard
Mississauga, Ontario L5N 6C3
Canada

Henkel Ltda.
Rua Karl Huller, 136 – Jd.
Canhema 09941-410
Diadema/SP, Brazil

Henkel Capital, S.A. de C.V.
Calzada de la Viga s/n Fracc. Los Laureles
Loc. Tulpetlac, C.P. 55090
Ecatepac de Morelos, Edo. de México

www.equipment.loctite.com
www.loctite.com

® and ™ designate trademarks of Henkel Corporation or its affiliates. ® = registered in the U.S. and elsewhere. © Henkel Corporation, 2009. All rights reserved. Data in this operation manual is subject to change without notice.
P/N: 984696, Rev C, Date: 12/03/2013