





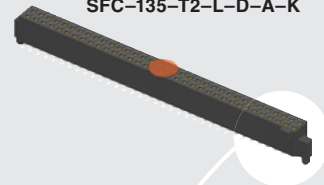
SFC-120-T2-L-D-A



SFC-110-T1-L-D-A



SFC-135-T2-L-D-A-K



(1,27 mm) .050"

SFC SERIES

# COST SAVING RELIABLE SOCKET

## SPECIFICATIONS

For complete specifications and recommended PCB layouts see [www.samtec.com?SFC](http://www.samtec.com?SFC)

**Insulator Material:** Black Liquid Crystal Polymer

**Contact Material:** Phosphor Bronze

**Plating:** Au or Sn over 50µ" (1,27 µm) Ni

**Current Rating:** 2.9 A per pin (1 pin powered per row)

**Voltage Rating:** 350 VAC mated with TFC  
**Operating Temp Range:** -55°C to +125°C

**Contact Resistance:** 15 mΩ

**Insertion Depth:** (3,05 mm) .120" to (4,06 mm) .160"

**Insertion Force:** (Single contact only) 2.5 oz (0,69 N) avg.

**Withdrawal Force:** (Single contact only) 2.0 oz (0,56 N) avg.

**Max Cycles:** 10,000 with 30µ" (0,76 µm) Au  
**RoHS Compliant:** Yes

**Processing:** Lead-Free Solderable: Yes

**SMT Lead Coplanarity:** (0,10 mm) .004" max (04-25) (0,15 mm) .006" max (30-50)

## RECOGNITIONS

For complete scope of recognitions see [www.samtec.com/quality](http://www.samtec.com/quality)



**ALSO AVAILABLE (MOQ Required)**

- Other sizes
- Contact Samtec.

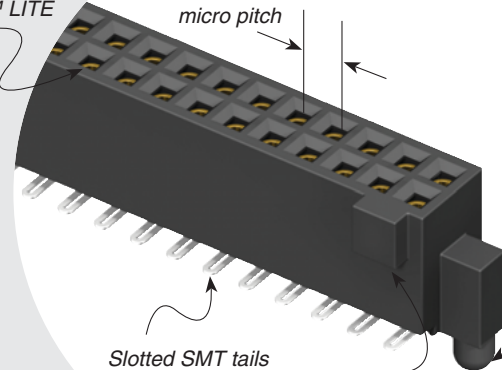
**Note:** Some sizes, styles and options are non-standard, non-returnable.

**Mates with:** TFC, TFSD, TFSDT



High reliability Tiger Eye™ LITE contacts

(1,27 mm x 1,27 mm) .050" x .050" micro pitch



Slotted SMT tails

Alignment pin option

Polarized

SFC	1	NO. PINS PER ROW	LEAD STYLE	PLATING OPTION	D	OPTION
		04, 05, 10, 15, 20, 25, 30, 35, 40, 45, 50 (Standard sizes)	-T1 = Through-hole Tiger Eye™ LITE -T2 = Surface Mount Tiger Eye™ LITE	-F = Gold flash on contact, Matte Tin on tail -L = 10µ" (0,25 µm) Gold on contact, Matte Tin on tail		-A = Alignment Pin -K = (4,00 mm) .157" DIA Polyimide film Pick & Place Pad -TR = Tape & Reel (-T2 only)

