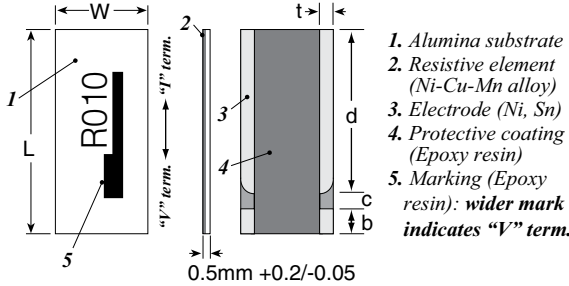


FC4L Series

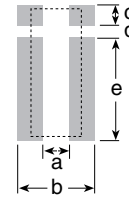
FC4L Four Terminal Current Sense Metal Foil Construction

DIMENSIONS



1. Alumina substrate
2. Resistive element (Ni-Cu-Mn alloy)
3. Electrode (Ni, Sn)
4. Protective coating (Epoxy resin)
5. Marking (Epoxy resin): wider mark indicates "V" term.

Land Pattern



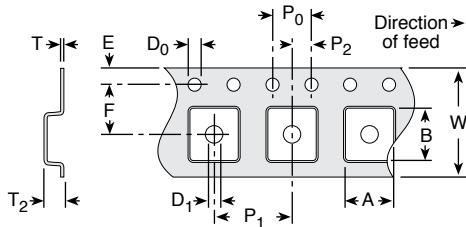
	Rating	L (in.±.008/mm ±0.20)	W (in./mm)	t (in./mm)	b mm ±0.15	c mm ±0.1	d mm ±0.15
FC4L16	0.25 watt	0.063 / 1.60	0.031 / 0.8	0.010 / 0.26	0.30 ±2	0.3 ±2	1.0 ±2
FC4L32	1 watt	0.126 / 3.20	0.063 / 1.6	0.014 / 0.35	0.35	0.2	2.6
FC4L64	2 watt	0.251 / 6.40	0.126 / 3.2	0.020 / 0.5	0.7	0.5	5.2
FC4L110	5 watt	0.433 / 11.0	0.197 / 5.0	0.028 / 0.7	1.4	1.1	8.5

(mm)	a	b	c	d	e
FC4L16	0.25	1.2	0.40	0.30	1.2
FC4L32	0.4	2.7	0.35	0.3	2.7
FC4L64	2.0	4.4	0.7	0.5	5.4
FC4L110	3.2	5.6	1.6	1.1	8.7

PACKAGING SPECIFICATIONS

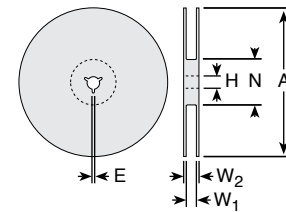
Tape

inches (mm)



	FC4L16	FC4L32	FC4L64	FC4L110
A	0.037 (0.95±0.05)	0.075 (1.90 ±0.1)	0.135 (3.43 ±0.2)	0.213 (5.40 ±0.10)
B	0.073 (1.85±0.05)	0.138 (3.50 ±0.1)	0.261 (6.63 ±0.2)	0.453 (11.50 ±0.10)
W	0.315 (8.00±0.10)	0.315 (8.00 ±0.2)	0.472 (12.0 ±0.3)	0.945 (24.00 ±0.30)
F	0.138 (3.50±0.05)	0.138 (3.50 ±0.05)	0.069 (1.75 ±0.1)	0.069 (1.75 ±0.10)
E	0.069 (1.75±0.10)	0.069 (1.75 ±0.1)	0.217 (5.5 ±0.05)	0.453 (11.50 ±0.10)
P0	0.157 (4.00±0.10)	0.157 (4.0 ±0.1)	0.157 (4.0 ±0.1)	0.157 (4.00 ±0.10)
P1	0.157 (4.00±0.10)	0.157 (4.0 ±0.1)	0.157 (4.0 ±0.1)	0.315 (8.00 ±0.10)
P2	0.079 (2.00±0.05)	0.079 (2.0 ±0.05)	0.079 (2.0 ±0.05)	0.079 (2.00 ±0.10)
D0	0.059 (1.50±0.10/-0)	0.059 (1.50 ±0.1/-0)	0.059 (1.5 ±0.1/-0)	0.059 (1.50 ±0.10)
D1	0.024 (0.60±0.05)	0.039 (1.00 ±0.2/-0)	0.059 (1.5 ±0.2/-0)	0.059 (1.50 ±0.10)
T	0.008 (0.20±0.05)	0.008 (0.20 ±0.05)	0.008 (0.20 ±0.05)	0.012 (0.30 ±0.05)
T2	0.022 (0.55±0.05)	0.039 (1.00 ±0.2)	0.059 (1.5) max.	0.047 (1.2 ±0.15)

Reel



	FC4L16	FC4L32 & 64	FC4L110
A	7.087 (180 +0/-3)	7.087 (180 +0/-3)	7.087 (180 ±2.0)
H	0.512 (13 ±0.2)	0.512 (13 ±0.2)	0.512 (13 ±0.2)
E	0.079 (2.0 ±0.5)	0.079 (2.0 ±0.5)	0.079 (2.0 ±0.5)
N	2.362 (60 +1/-0)	2.362 (60 +1/-0)	0.827 (21 ±0.8)
W1	0.354 (9.0 ±0.3)	0.512 (13.0 ±0.3)	1.000 (25.4 ±1.0)
W2	0.512 (13.0 ±0.3)	0.669 (17.0 ±1.4)	1.157 (29.4 ±1.0)

ORDERING INFORMATION

Ohms
R005=0.005Ω
R050=0.050Ω

RoHS Compliant

FC4L110R005FER

Series	TCR* (ppm)	Package Size	Tolerance	Taping Code
W = 25	110=11050=5W	J = 5%	1,000 pc/reel	FC4L16: 5,000 pc/reel
V = 50	64=6432=2W	G = 2%		
L = per chart above	32=3216=1W 16=1608=0.25W	F = 1% D = 0.5%		

*FC4L32 and FC4L64 values over 0.100Ω only

Standard Part Numbers for FC4L series

	0.25 watt	1 watt	2 watt	5 watt
	FC4L32R001JER	FC4L64R001JER	FC4L110R001JER	
	FC4L32R002GER	FC4L64R002GER	FC4L110R002GER	
	FC4L32R003FER	FC4L64R003FER	FC4L110R003FER	
	FC4L32R005FER	FC4L64R005FER	FC4L110R005FER	
FC4L16R010FER	FC4L32R010FER	FC4L64R010DER	FC4L110R010DER	
FC4L16R015FER	FC4L32R015FER	FC4L64R015DER	FC4L110R015DER	
FC4L16R020FER	FC4L32R020FER	FC4L64R020DER	FC4L110R020DER	
FC4L16R025FER	FC4L32R025FER	FC4L64R025DER	FC4L110R025DER	
FC4L16R030FER	FC4L32R030FER	FC4L64R030DER	FC4L110R030DER	
FC4L16R050FER	FC4L32R050FER	FC4L64R050DER	FC4L110R050DER	
FC4L16R100FER	FC4L32R100FER	FC4L64R100FER	FC4L110R100FER	