



BW 40.18
Front panel 48 x 48 mm
Retaining Clip in delivery included



BG 40.27
Front panel with trim 55 x 55 mm
Retaining Clip in delivery included



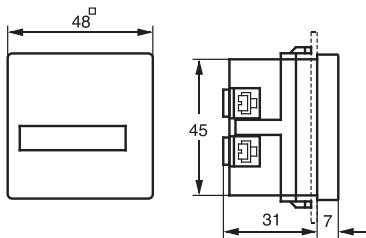
BG 40.37
Front panel with trim 72 x 72 mm
Retaining Clip in delivery included

Save time

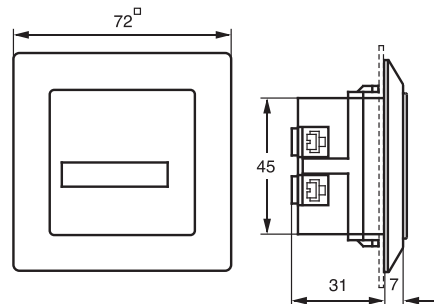
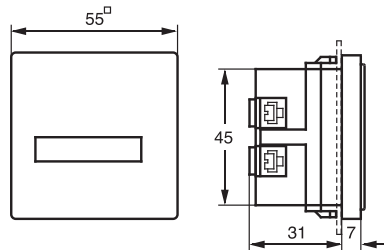
BW 40.18
BG 40.17

BW 40.28
BG 40.27

BW 40.38
BG 40.37



Mounting aperture square: 48 x 48 mm
Mounting aperture circle: ø 50,5 mm



Order number	Version
▼ BW 40.18	Alternating current
▼ BG 40.17	Direct current
▼ Housing colour	

Order number	Version
▼ BW 40.28	Alternating current
▼ BG 40.27	Direct current
▼ Housing colour	

Order number	Version
▼ BW 40.38	Alternating current
▼ BG 40.37	Direct current
▼ Housing colour	

Highlights

- With retaining clip
- With universal connections
- Touch proof connections to VBG4
- Low-noise
- BW: Alternating current
BG: Direct current quartz

Elapsed time counters BW/BG 40
for panel mounting, Alternating/Direct Current

Special features

- Large format numerals 4.4 mm in height
- Easy to connect – screw terminals accessible from rear
- Attachments for other cutouts
- Ring seal for IP 54 – also seals front panel cutout
- BG: quartz stabilized
- BG: large voltage ranges

BW 40



BG 40



Technical data

	BW 40 Alternating current	BG 40 Direct current
Supply voltages (please state when ordering)	230 V, 50 Hz (standard) 115 V, 50 Hz 24 V, 50 Hz	12– 48 VDC (standard) 5– 24 VDC 36–120 VDC
Special voltages	on request	on request
Optional frequency	60 Hz	–
Voltage tolerance	±15%	±10%
Power consumption (real power)	0.15 W	approx. 20 mW at 12 VDC
Counter capacity	99,999 h.	999,999 h.
Accuracy of reading	0.01 h.	BG: 0.1 h.
Numeral height	4.4 mm	4.4 mm
Numeral colour	white, decimal figures red	white, decimal figures red
Operation indicator	fast-running wheel	
Permitted ambient temperature	–15°...+55°C	–10°...+50°C
Housing	self-extinguishing thermoplastic	
Mounting	Panel	
Type of connection	Universal: Screw, soldered and 6.3 x 0.8 mm AMP plug-type connections	
Type of protection	Front IP 50 to DIN EN 60529 (with ring seal 101.003.004: IP 54)	
Class of protection	II	III (up to 48 VDC) when fitted in accordance with regulations

Accessories

Retaining bracket for fixing to wall or distribution board
692.006



Terminal cover for retaining bracket
003.007



Trim 55 x 55 mm
190.003



Mask 72 x 72 mm
190.004



Mask Ø 72 (for flush mounting-Ø 60)
190.008



Mask Ø 72 (for flush mounting-Ø 50,5)
190.009



IP54-Seal for Bx 40/TC x4/SC24.10pro
101.003



Self-adhesive seal (anti-twist protection)
for Bx 40/TC x4/SC24.10pro
101.001

