



DATA SHEET	61746939
SILVYN® RILL PA 6	valid from : 01.02.2016

The special polyamide conduit SILVYN® RILL PA 6 with parallel grooves is suitable for various uses due to its characteristics. Is qualified for protective insulation for electrical installation in acc. to instruction for use **DIN-EN 60204** at engineering and plant construction, suitable for use in railways application in acc. to NFF 16-101/102 13F2 and DB-DIN5510 Teil2 (S4/SR2/ST2).



- Material:** Polyamide 6
- Characteristics:** Air tight
Impervious to fluids
Statically and dynamically applicable
- Resistance:** To oil (up to 80°C), fuels, mineral oils, fats, alkalizes and bases
Widely to acid and solvents
- Temperature range:** - 40° up to + 115°C, for short term 150°C
- Color:** Grey
Black (UV-resistant)

Norm references:



IEC EN 61386-23



NFF16 101/102(I2/f2)



DB DIN 5510 Part 2

Notes: Silicon-, cadmium-, halogen free
Self-extinguishing V0 in acc. to UL 94

Technical data:

Part no	Conduit	NW	Diameter mm		min. bending radius mm	
			inner	outer	static	dynamics
Grey						
6174 6939	SILVYN® RILL PA 6	10	6,5	10	13	35
6174 6940	SILVYN® RILL PA 6	13	10	13	20	45
6174 6950	SILVYN® RILL PA 6	16	12	15,8	35	55
6174 7010	SILVYN® RILL PA 6	18	14,3	18,2	40	65
6174 6960	SILVYN® RILL PA 6	21	16,5	21,2	45	75
6174 6970	SILVYN® RILL PA 6	28	23	28,5	55	100
6174 6980	SILVYN® RILL PA 6	34	29	34,5	65	120
6174 6990	SILVYN® RILL PA 6	42	36	42,5	90	150
6174 7000	SILVYN® RILL PA 6	54	48	54,5	100	190
Black						
6174 6939	SILVYN® RILL PA 6	10	6,5	10	13	35
6174 6940	SILVYN® RILL PA 6	13	10	13	20	45
6174 6950	SILVYN® RILL PA 6	16	12	15,8	35	55
6174 7010	SILVYN® RILL PA 6	18	14,3	18,2	40	65
6174 6960	SILVYN® RILL PA 6	21	16,5	21,2	45	75
6174 6970	SILVYN® RILL PA 6	28	23	28,5	55	100
6174 6980	SILVYN® RILL PA 6	34	29	34,5	65	120
6174 6990	SILVYN® RILL PA 6	42	36	42,5	90	150
6174 7000	SILVYN® RILL PA 6	54	48	54,5	100	190

elaborated by: PDP: M. Wegerer	Document: DB61746939_8EN	page 1 of 3
-----------------------------------	--------------------------	-------------

DATA SHEET	61746939
SILVYN® RILL PA 6	valid from : 01.02.2016

Compatible accessories:

- SILVYN® KLICK-GM
- SILVYN® KLICK-WM
- SILVYN® KLICK-GPZ-M
- SILVYN® KSE
- SILVYN® KLICK-GP
- SILVYN® KLICK-GPZ
- SILVYN® KLICK-WM
- SILVYN® KLICK-Y
- SILVYN® KLICK-S
- SILVYN® KLICK-D
- SILVYN® KLICK-V
- SILVYN® KLICK-RH
- SILVYN® K-EM

Allocations table:




Conduit	 Cable gland metric	 Cable gland metric 90°	 Cable gland metric
SILVYN® RILL PA 6 10	KLICK-M 10x1,0	KLICK 90° M 10x1,0	KLICK GPZ-M 12x1,5
SILVYN® RILL PA 6 13	KLICK-M 12x1,5	KLICK 90° M 12x1,5	KLICK GPZ-M 16x1,5
SILVYN® RILL PA 6 13	KLICK-M 16x1,5/1	KLICK 90° M 12x1,5/1	
SILVYN® RILL PA 6 16	KLICK-M 16x1,5/2	KLICK 90° M 12x1,5/2	KLICK GPZ-M 20x1,5
SILVYN® RILL PA 6 16	KLICK-M 20x1,5/1	KLICK 90° M 20x1,5/1	
SILVYN® RILL PA 6 18			
SILVYN® RILL PA 6 21	KLICK-M 20x1,5/2	KLICK 90° M 20x1,5/2	KLICK GPZ-M 25x1,5
SILVYN® RILL PA 6 21		KLICK 90° M 25x1,5/1	
SILVYN® RILL PA 6 28	KLICK-M 25x1,5	KLICK 90° M 25x1,5/2	KLICK GPZ-M 32x1,5
SILVYN® RILL PA 6 28		KLICK 90° M 32x1,5/1	
SILVYN® RILL PA 6 34	KLICK-M 32x1,5	KLICK 90° M 32x1,5/2	KLICK GPZ-M 40x1,5
SILVYN® RILL PA 6 34		KLICK 90° M 40x1,5/1	
SILVYN® RILL PA 6 42	KLICK-M 40x1,5	KLICK 90° M 40x1,5/2	KLICK GPZ-M 50x1,5
SILVYN® RILL PA 6 42		KLICK 90° M 50x1,5/1	
SILVYN® RILL PA 6 54	KLICK-M 50x1,5	KLICK 90° M 50x1,5/2	KLICK GPZ-M 63x1,5
SILVYN® RILL PA 6 54	KLICK-M 63x1,5	KLICK 90° M 63x1,5	

Conduit	 Cable gland PG + EMV	 Passage- and competition spout	 Cable gland PG
SILVYN® RILL PA 6 10		K-EM 10	KLICK PG 7
SILVYN® RILL PA 6 13	KSE PG 9	K-EM 13	KLICK PG 9
SILVYN® RILL PA 6 16		K-EM 16	KLICK PG 11
SILVYN® RILL PA 6 18			KLICK PG 13,5
SILVYN® RILL PA 6 21	KSE PG 16	K-EM 21	KLICK PG 16
SILVYN® RILL PA 6 28	KSE PG 21	K-EM 28	KLICK PG 21
SILVYN® RILL PA 6 34		K-EM 34	KLICK PG 29
SILVYN® RILL PA 6 42		K-EM 42	KLICK PG 36
SILVYN® RILL PA 6 54		K-EM 54	KLICK PG 48

elaborated by: PDP: M. Wegerer	Document: DB61746939_8EN	page 2 of 3
-----------------------------------	--------------------------	-------------

DATA SHEET	61746939
SILVYN® RILL PA 6	valid from : 01.02.2016

Conduit	 Cable gland PG 90°	 Cable gland PG	 One part conduit contributor
SILVYN® RILL PA 6 10		KLICK-GPZ 7	KLICK-Y 2x10 / 1x13
SILVYN® RILL PA 6 10			KLICK-Y 3x10
SILVYN® RILL PA 6 13	KLICK 90° PG 9	KLICK-GPZ 9	KLICK-Y 2x10 / 1x13
SILVYN® RILL PA 6 13			KLICK-Y 3x13
SILVYN® RILL PA 6 13			KLICK-Y 2x13 /1x16
SILVYN® RILL PA 6 16	KLICK 90° PG 11	KLICK-GPZ 11	KLICK-Y 2x13 /1x16
SILVYN® RILL PA 6 16		KLICK-GPZ 13,5	KLICK-Y 3x16
SILVYN® RILL PA 6 16			KLICK-Y 2x16 /1x21
SILVYN® RILL PA 6 18	KLICK 90° PG 13,5	KLICK-GPZ 13,5	
SILVYN® RILL PA 6 21	KLICK 90° PG 16	KLICK-GPZ 16	KLICK-Y 2x16 /1x21
SILVYN® RILL PA 6 21			KLICK-Y 2x21 /1x28
SILVYN® RILL PA 6 28	KLICK 90° PG 21	KLICK-GPZ 21	KLICK-Y 2x21 /1x28
SILVYN® RILL PA 6 28			KLICK-Y 2x28 /1x34
SILVYN® RILL PA 6 34	KLICK 90° PG 29	KLICK-GPZ 29	KLICK-Y 2x28 /1x34
SILVYN® RILL PA 6 42	KLICK 90° PG 36	KLICK-GPZ 36	
SILVYN® RILL PA 6 54	KLICK 90° PG 48	KLICK-GPZ 48	

Conduit	 Conduit bracket	 Top for Conduit bracket	 One part conduit bracket
SILVYN® RILL PA 6 10	KLICK-S 10	KLICK-D 10 /13	KLICK-RH 10
SILVYN® RILL PA 6 13	KLICK-S 13	KLICK-D 10 /13	KLICK-RH 13
SILVYN® RILL PA 6 16	KLICK-S 16	KLICK-D 16	KLICK-RH 16
SILVYN® RILL PA 6 18	KLICK-S 18		KLICK-RH 18
SILVYN® RILL PA 6 21	KLICK-S 21	KLICK-D 21	KLICK-RH 21
SILVYN® RILL PA 6 28	KLICK-S 28	KLICK-D 28	KLICK-RH 28
SILVYN® RILL PA 6 34	KLICK-S 34	KLICK-D 34	KLICK-RH 34
SILVYN® RILL PA 6 42	KLICK-S 42	KLICK-D 42	KLICK-RH 42
SILVYN® RILL PA 6 54	KLICK-S 54	KLICK-D 54	KLICK-RH 54

For more information please see our current catalogue.

Please do not hesitate to contact our laboratory if there are any questions regarding resistance against aggressive agents and special oils

elaborated by: PDP: M. Wegerer	Document: DB61746939_8EN	page 3 of 3
-----------------------------------	--------------------------	-------------