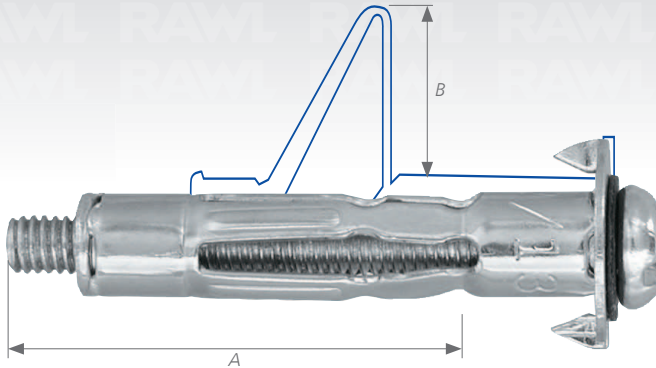


INTERSET®

Product Information



Description

Fixing heavy objects securely in a variety of board materials. Fixtures can be removed and re-fitted, eg when moving radiators for redecoration. Can be secured using slotted or Pozzi Driv screwdriver.

Features

1. Combination head screw supplied.
2. Integral anti-rotation lugs.
3. Hinged legs positioned to maximise load capacity.
4. One piece stamping, with integral thread and flange for increased reliability.

Suitable for use in

Plasterboard
Hardboard & Plywood.

Typical applications


- Coat hooks to hollow doors.
- Shelves and bathroom accessories to standard plasterboard.
- Radiators and kitchen cabinets to double thickness and tiled plasterboard.

DESCRIPTION	HOLE DIAMETER (mm) (d_o)	BOARD THICKNESS RANGE (mm)	MAX FIXTURE THICKNESS (mm) (T_{fix})	MINIMUM CLEARANCE A (mm)	MINIMUM CLEARANCE B (mm)	QUANTITY	PRODUCT CODE		NEW CODE	
							PACK	BOX		
M4 x 20	8	3 - 5	15	16	5	6	41605	-	SM-04020/6	
M4 x 20						10	41603	-	SM-04020/10	
M4 x 20						100	-	41606	-	SM-04020
M4 x 32						100	-	41612	-	SM-04032
M4 x 54						100	-	-	-	SM-04046
M4 x 66						100	-	-	-	SM-04059
M5 x 40	11	6 - 12	15	27	9	6	41645	-	SM-05037/6	
M5 x 40						10	41635	-	SM-05037/10	
M5 x 40						20	41637	-	SM-05037/20	
M5 x 40						100	-	41638	-	SM-05037
M5 x 52	11	6 - 16	24	40	13	100	-	-	SM-05052	
M5 x 65	11	16 - 30	20	38	15	20	41657	-	SM-05065/20	
M5 x 65						25	-	41652	-	SM-05065/25
M6 x 37	13	8 - 12	18	27	8	100	-	-	SM-06037	
M6 x 52	13	8 - 18	20	38	13	100	-	41680	SM-06052	
M6 x 65	13	16 - 30	25	38	13	20	41667	-	SM-06065/20	
M6 x 65						25	-	41668	-	SM-06065/25
M6 x 80	13	32 - 45	23	40	12	50	-	-	SM-06080	
M8 x 80	13	32 - 45	23	42	13	50	-	-	SM-08080	


INTERSET®

Product Information

INTERSET® with angle hook



INTERSET® with round hook



DESCRIPTION	HOLE DIAMETER (mm) (d _o)	BOARD THICKNESS RANGE (mm)	QUANTITY		PRODUCT CODE
			PACK	OUTER	
M4x55	8	4-10	100	1800	R-SM-04032K

DESCRIPTION	HOLE DIAMETER (mm) (d _o)	BOARD THICKNESS RANGE (mm)	QUANTITY		PRODUCT CODE
			PACK	OUTER	
M4x70	8	4-10	100	1800	R-SM-04032S

Interaset® Performance Data

MATERIAL	MAXIMUM RECOMMENDED LOAD TENSION AND SHEAR					
	4 x 20	4 x 32	4 x 40	5 x 40	5 x 65	6 x 52
Plasterboard 9.5mm	—	9 kg	10 kg	12 kg	—	—
Plasterboard 12.5mm	—	—	12 kg	14 kg	16 kg	18 kg
Hollow door	10 kg	12 kg	—	—	—	—

Setting tools



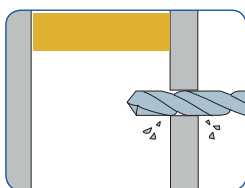
Professional



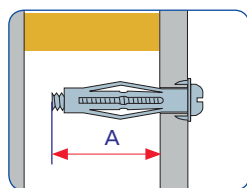
DIY

DESCRIPTION	QUANTITY	PRODUCT CODE
Professional	1	AT-88RAWL
DIY	1	AT-88M

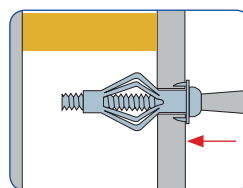
Installation



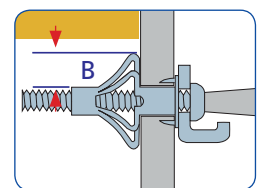
1. Drill a hole to appropriate size.



2. Insert the fixing into the hole. Tap in lightly, ensuring that the anti-rotation lugs penetrate the face of the base material.



3. Keeping a firm forward pressure tighten the screw to set the fixing in position and then remove the screw.



4. Position the fixture, insert the screw and tighten until secure.