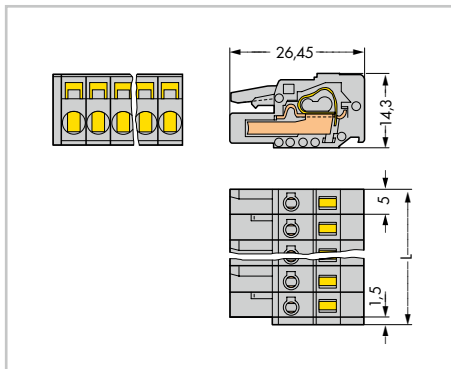
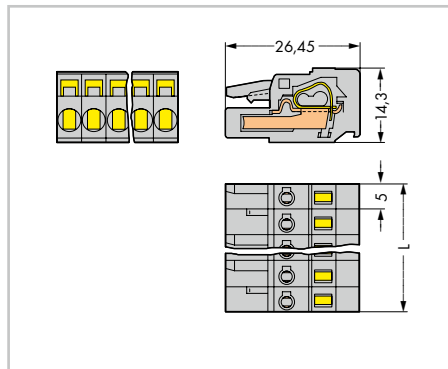


# Female Connectors MCS MIDI Classic

Pin spacing: 5 mm / 0.197 in.		With integrated end plate Pin spacing: 5 mm / 0.197 in.	
0.08 ... 2.5 mm <sup>2</sup>	28 ... 12 AWG	0.08 ... 2.5 mm <sup>2</sup>	28 ... 12 AWG
320 V/4 kV/2 16 A	300 V/15 A	320 V/4 kV/2 16 A	300 V/15 A




L = (pole no. x pin spacing) + 1.5 mm



L = pole no. x pin spacing

### Group arrangement without loss of pin spacing

Combining WAGO MULTI CONNECTION SYSTEM multipole female connectors into a single, long male header is often a common customer request. This is made possible by using modular female connectors with integrated end plate, offering the possibility of side-by-side stacking without needing an unused pole between connectors for spacing.



Total pole number for female connectors = Pole number for male header

Pole No.	Item No.	Pack. Unit	Pole No.	Item No.	Pack. Unit
Female connector, gray			Female connector with integrated end plate, gray		
2	231-102/026-000	100	2	231-102/102-000	100
3	231-103/026-000	100	3	231-103/102-000	100
4	231-104/026-000	100	4	231-104/102-000	100
5	231-105/026-000	100	5	231-105/102-000	100
6	231-106/026-000	50	6	231-106/102-000	50
7	231-107/026-000	50	7	231-107/102-000	50
8	231-108/026-000	50	8	231-108/102-000	50
9	231-109/026-000	50	9	231-109/102-000	50
10	231-110/026-000	50	10	231-110/102-000	50
11	231-111/026-000	25	11	231-111/102-000	25
12	231-112/026-000	25	12	231-112/102-000	25
13	231-113/026-000	25	13	231-113/102-000	25
14	231-114/026-000	25	14	231-114/102-000	25
15	231-115/026-000	25	15	231-115/102-000	25
16	231-116/026-000	25	16	231-116/102-000	25
17	231-117/026-000	25	17	231-117/102-000	25
18	231-118/026-000	25	18	231-118/102-000	25
19	231-119/026-000	10	19	231-119/102-000	10
20	231-120/026-000	10	20	231-120/102-000	10
21	231-121/026-000	10	21	231-121/102-000	10
22	231-122/026-000	10	22	231-122/102-000	10
23	231-123/026-000	10	23	231-123/102-000	10
24	231-124/026-000	10	24	231-124/102-000	10
2- to 3-pole female connectors – one latch only					



Female connectors with built-in end plate require no extra space, while maintaining the nominal cross-section. This means: Total length of female connectors is reduced to "pole no. x pin spacing"!