

Product Change Notification

INDUCTIVE COMPONENTS



July, 2016

Changes to Bourns® Model 7100 Series Common Mode Chokes

Bourns is announcing the following changes to the [Model 7100 Series](#) Common Mode Chokes.

- 1) **Manufacturing Location:** Production is being transferred from China to Honduras to help streamline the production process.
- 2) **Materials:** The magnetic wire insulation thermal class will be upgraded. Other materials will be adjusted accordingly, as well. For your convenience, Table 1 lists the change.
- 3) **Product Specifications:** The marking, terminal lead tinning specification/lead length and component dimension will be modified. For your convenience, Table 2 and 3 list the details.
- 4) **MOQ/Mult:** The Minimum Order Quantity (MOQ) / Multiples quantity (Mult) will be affected. Table 4 lists the changes.

The form and fit of the product will be changing; however, there will be no change to the function, quality or the reliability of the product.

Implementation dates are as follows:

*Date that manufacturing of existing products will cease: **January 31, 2017***

*Date that deliveries of modified products will begin: **February 1, 2017***

*First date code using the above changes: **1705***

Product samples are available upon request.

If you have any questions or need additional information, please feel free to contact [Customer Service/ Inside Sales](#).

Table 1

Model	Magnet Wire	
	Current	Revised
7100 Series	Thermal Class, 155 °C	Thermal Class, 200 °C

Table 2

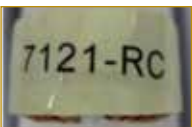

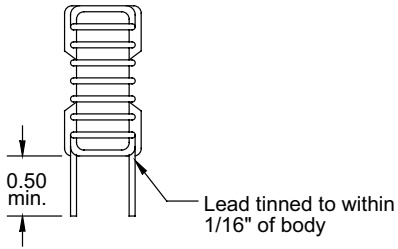
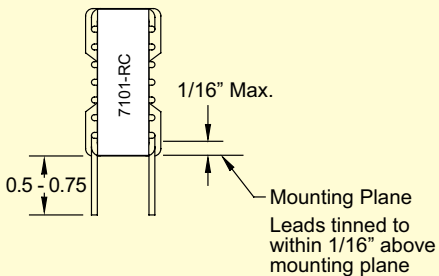
Model	Marking	
	Current	Revised
7100 Series	 Ink Stamped	 Inkjet Printed
	Terminal Lead Tinning / Lead Length (inches)	
	Current	Revised
		

Table 3

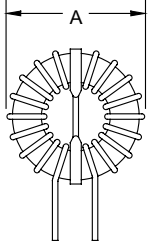
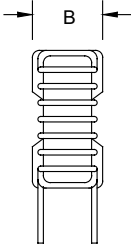
Part Number				
	Dimension A Max. (Inches)		Dimension B Max. (Inches)	
	Current	Revised	Current	Revised
7101-RC	0.60	0.70	0.45	0.55
7102-RC	0.60	0.70	0.45	0.55
7103-RC	0.60	0.70	0.45	0.55
7104-RC	0.60	0.70	0.45	0.55
7105-RC	0.60	0.70	0.45	0.55
7106-RC	0.60	0.70	0.45	0.55
7107-RC	0.60	0.70	0.45	0.55
7108-RC	0.60	0.70	0.45	0.55
7109-RC	0.60	0.70	0.45	0.55
7110-RC	0.60	0.70	0.45	0.55
7111-RC	0.60	0.70	0.45	0.55
7112-RC	0.80	0.90	0.55	0.65
7113-RC	0.80	0.90	0.55	0.65
7114-RC	0.80	0.90	0.55	0.65
7115-RC	0.80	0.90	0.55	0.65
7116-RC	0.80	0.90	0.55	0.65
7117-RC	0.80	0.90	0.55	0.65
7118-RC	1.20	1.23	0.80	0.90
7119-RC	1.20	1.23	0.80	0.90
7120-RC	1.20	1.23	0.80	0.90
7121-RC	1.20	1.23	0.80	0.90
7122-RC	1.20	1.23	0.80	0.90
7123-RC	1.20	1.23	0.80	0.90
7124-RC	1.20	1.23	0.80	0.90

Table 4

Part Number	MOQ / Mult	
	Current	Revised
7101-RC	308 / 154	286 / 143
7102-RC	308 / 154	286 / 143
7103-RC	308 / 154	286 / 143
7104-RC	308 / 154	286 / 143
7105-RC	308 / 154	286 / 143
7106-RC	308 / 154	286 / 143
7107-RC	308 / 154	286 / 143
7108-RC	308 / 154	286 / 143
7109-RC	308 / 154	286 / 143
7110-RC	308 / 154	286 / 143
7111-RC	308 / 154	286 / 143
7112-RC	264 / 88	216 / 108
7113-RC	264 / 88	216 / 108
7114-RC	264 / 88	216 / 108
7115-RC	264 / 88	216 / 108
7116-RC	264 / 88	216 / 108
7117-RC	264 / 88	216 / 108
7118-RC	210 / 35	216 / 54
7119-RC	210 / 35	216 / 54
7120-RC	210 / 35	216 / 54
7121-RC	210 / 35	216 / 54
7122-RC	210 / 35	216 / 54
7123-RC	210 / 35	216 / 54
7124-RC	210 / 35	216 / 54