


NO: PX-070
DATE: May 2015

PRODUCT: E2E Proximity Sensors
TYPE: Modification Notice

Connector Versions of E2E DC 2-wire and 3-wire Proximity Sensors Modified for Certification as UL Recognized

Effective Date: September 2015 production

Reason for Modification: To receive UL recognized certification the supply voltage range, name plate label, packing label, and instruction manual were modified.



Affected Parts

Models	Specification	Models	Specification
E2E-X8MD2-M1G	DC12~24V	E2E-X5E25-M1	DC12~24V
E2E-X8MD2-M1	DC12~24V	E2E-X5E1-M1	DC12~24V
E2E-X8MD1S-M1	DC12~24V	E2E-X5E15-M1	DC12~24V
E2E-X8MD1-M1G	DC12~24V	E2E-X4MD2-M3G	DC12~24V
E2E-X8MD1-M1	DC12~24V	E2E-X4MD2-M1G	DC12~24V
E2E-X8MD15-M1G	DC12~24V	E2E-X4MD2-M1	DC12~24V
E2E-X8MD15-M1	DC12~24V	E2E-X4MD1-M3G	DC12~24V
E2E-X7D2-M1G-T	DC12~24V	E2E-X4MD1-M1G	DC12~24V
E2E-X7D2-M1G	DC12~24V	E2E-X4MD1-M1	DC12~24V
E2E-X7D2-M1	DC12~24V	E2E-X3D2-M1G	DC12~24V
E2E-X7D25-M1G	DC12~24V	E2E-X3D2-M1	DC12~24V
E2E-X7D1S-M1	DC12~24V	E2E-X3D1S-M1	DC12~24V
E2E-X7D1-M1-T	DC12~24V	E2E-X3D1-M1G-T	DC12~24V
E2E-X7D1-M1G-T	DC12~24V	E2E-X3D1-M1G	DC12~24V
E2E-X7D1-M1G	DC12~24V	E2E-X3D1-M1	DC12~24V
E2E-X7D1-M1	DC12~24V	E2E-X3D15-M1G	DC12~24V
E2E-X7D15S-M1	DC12~24V	E2E-X3D15-M1	DC12~24V
E2E-X7D15-M1G	DC12~24V	E2E-X2MF2-M3	DC12~24V
E2E-X7D15-M1	DC12~24V	E2E-X2MF2-M1	DC12~24V
E2E-X5MF2-M1	DC12~24V	E2E-X2MF1-M3	DC12~24V
E2E-X5MF1-M1	DC12~24V	E2E-X2MF1-M1	DC12~24V
E2E-X5ME2-M1	DC12~24V	E2E-X2ME2-M3	DC12~24V
E2E-X5ME1-M1	DC12~24V	E2E-X2ME2-M1	DC12~24V
E2E-X5F2-M1	DC12~24V	E2E-X2ME1-M3	DC12~24V
E2E-X5F1-M1	DC12~24V	E2E-X2ME1-M1	DC12~24V
E2E-X5E2-M1	DC12~24V	E2E-X2F2-M1	DC12~24V


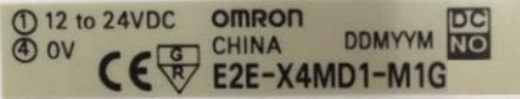


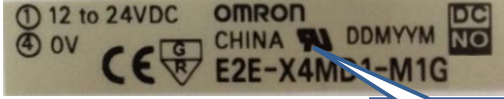

Models	Specification	Models	Specification
E2E-X2F1-M1	DC12~24V	E2E-X18ME1-M1	DC12~24V
E2E-X2E2-M1	DC12~24V	E2E-X14MD2-M1G	DC12~24V
E2E-X2E1-M1	DC12~24V	E2E-X14MD2-M1	DC12~24V
E2E-X2D2-M3G	DC12~24V	E2E-X14MD1S-M1	DC12~24V
E2E-X2D2-M1G	DC12~24V	E2E-X14MD1-M1G	DC12~24V
E2E-X2D2-M1	DC12~24V	E2E-X14MD1-M1	DC12~24V
E2E-X2D1-M3G	DC12~24V	E2E-X14MD15-M1G	DC12~24V
E2E-X2D1-M1G	DC12~24V	E2E-X14MD15-M1	DC12~24V
E2E-X2D1-M1	DC12~24V	E2E-X10MF2-M1	DC12~24V
E2E-X20MD2-M1G	DC12~24V	E2E-X10MF1-M1	DC12~24V
E2E-X20MD2-M1	DC12~24V	E2E-X10ME2-M1	DC12~24V
E2E-X20MD1S-M1	DC12~24V	E2E-X10ME1-M1	DC12~24V
E2E-X20MD1-M1G	DC12~24V	E2E-X10ME15-M1	DC12~24V
E2E-X20MD1-M1	DC12~24V	E2E-X10F2-M1	DC12~24V
E2E-X20MD15-M1G	DC12~24V	E2E-X10F1-M1	DC12~24V
E2E-X20MD15-M1	DC12~24V	E2E-X10E2-M1	DC12~24V
E2E-X1R5F2-M3	DC12~24V	E2E-X10E1-M1	DC12~24V
E2E-X1R5F2-M1	DC12~24V	E2E-X10D2-M1G	DC12~24V
E2E-X1R5F1-M3	DC12~24V	E2E-X10D2-M1	DC12~24V
E2E-X1R5F1-M1	DC12~24V	E2E-X10D25-M1G	DC12~24V
E2E-X1R5E2-M3	DC12~24V	E2E-X10D1S-M1	DC12~24V
E2E-X1R5E2-M1	DC12~24V	E2E-X10D1-M1G-T	DC12~24V
E2E-X1R5E1-M3	DC12~24V	E2E-X10D1-M1G	DC12~24V
E2E-X1R5E1-M1	DC12~24V	E2E-X10D1-M1	DC12~24V
E2E-X18MF2-M1	DC12~24V	E2E-X10D15-M1G	DC12~24V
E2E-X18MF1-M1	DC12~24V	E2E-X10D15-M1	DC12~24V
E2E-X18ME2-M1	DC12~24V		

Changes



Product Specifications

Before the change	After the change
<p>Products spec (Condition of use of DC2W) Supply voltage 10 to 30V DC</p> <p>(Condition of use of DC3W) Supply voltage 10 to 40V DC</p>	<p>Products spec (Condition of use of DC2W) Supply voltage 10 to 30V DC ※However, when used as UL recognized product in the United States, operating voltage range is 12 to 24VDC (ripple (p-p): 10% max).</p> <p>(Condition of use of DC3W) Supply voltage 10 to 40V DC ※However, when used as UL recognized product in the United States, operating voltage range is 12 to 24VDC (ripple (p-p): 10% max).</p>


Nameplate Label

Before the change	After the change
<p>Nameplate label Without Ru mark</p> <p>M8 CN(M8 body)</p>  <p>M12 CN(M8 body)</p>  <p>M12 CN(M12,M18,M30 body)</p> 	<p>Nameplate label With Ru mark</p> <p>M8 CN(M8 body)</p>  <p>M12 CN(M8 body)</p>  <p>M12 CN(M12,M18,M30 body)</p> 

Instruction Manual

Before the change	After the change
<p>Without overcurrent protection notice</p> <div style="border: 1px solid black; padding: 10px; text-align: center;">  </div> <p>TRACEABILITY INFORMATION: Representative in EU: Omron Europe B.V., Wegalaan 67-69, 2132 JD Hoofddorp, The Netherlands Manufacturer: Omron Corporation, Shiokoji Horikawa, Shimogyo-ku, Kyoto 600-8530 JAPAN Shanghai Factory, No.789 Jinji Road, Jinqiao Export Processing District, Pudong New Area, Shanghai, 201208 CHINA</p> <p>The following notice applies only to products that carry the CE mark: Notice: This is a class A product. In residential areas it may cause radio interference, in which case the user may be required to take adequate measures to reduce interference.</p> <p>PROXIMITY SENSOR</p> <p>QTY. 1</p> <p>オムロン株式会社 © OMRON Corporation 1999-2010 All Rights Reserved. 1108191-0D</p>	<p>With overcurrent protection notice</p> <div style="border: 1px solid black; padding: 10px; text-align: center;">  </div> <div style="border: 1px solid blue; padding: 5px; margin: 10px 0;"> <p>The E2E-X□□-M1,E2E-X□□-M3,E2E-X□□-M1G,E2E-X□□-M3G devices shall be used with Class2 power supply in the United States. The ampere rating of the current protection shall be 1A for 26AWG, 2A for 24AWG, 3A for 22AWG, 5A for 20AWG.</p> </div> <p>TRACEABILITY INFORMATION: Representative in EU: Omron Europe B.V., Wegalaan 67-69, 2132 JD Hoofddorp, The Netherlands Manufacturer: Omron Corporation, Shiokoji Horikawa, Shimogyo-ku, Kyoto 600-8530 JAPAN</p> <div style="border: 2px solid red; padding: 5px; margin: 10px 0;"> <p>The E2E-X□□-M1,E2E-X□□-M3, E2E-X□□-M1G,E2E-X□□-M3G devices shall be used with Class2 power supply in the United States.The ampere rating of the current protection shall be 1A for 26AWG, 2A for 24AWG,3A for 22AWG,5A for 20AWG.</p> </div> <p>The following notice applies only to products that carry the CE mark: Notice: This is a class A product. In residential areas it may cause radio interference, in which case the user may be required to take adequate measures to reduce interference.</p> <p>PROXIMITY SENSOR</p> <p>QTY. 1</p> <p>オムロン株式会社 © OMRON Corporation 1999-2010 All Rights Reserved. 1108191-0E</p>

Packing Label

Before the change	After the change
<p>Packing Label Without Class 2</p>  <p>The label shows the following information: TYPE E2E-X8MD1-M1, PROXIMITY SENSOR, VOLTS. 12to24VDC, QTY. 1, LOT No. 12714M, and a barcode with the number 4 5 4 7 8 4 8 4 0 6 5 0 5. It also features Ro and CE marks and the OMRON logo.</p>	<p>Packing Label With Class 2</p>  <p>The label is identical to the one before the change but includes the text 'Class 2' next to the QTY. 1. A blue arrow points from a box labeled 'Class 2' to this text.</p>

Specifications in this product news are as of the issue date and are subject to change without notice. Only main changes in specifications are described in this document. Please be sure to read the relevant catalogs, datasheets, product specifications, instructions, and manuals for precautions and necessary information when using products.