



### Ripac box type plug-in units, type I

#### Technical specifications:

Installation depth: 160 and 220 mm  
 Height: 3 U and 6 U  
 to IEC 60 297-3,  
 to accommodate:  
 individual connectors

#### Material:

Front panel: 2.5 mm aluminium,  
 natural anodised  
 Rear panel: 2 mm aluminium, natural anodised  
 Side panel sections: Extruded aluminium section,  
 natural anodised  
 Handle: Aluminium, natural anodised.  
 PCB holder: Plastic

#### Available upon request:

- Box type plug-in units in special sizes or with printing
- EMC box type plug-in units with EMC front panels

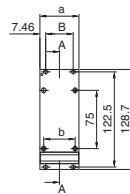


#### Accessories:

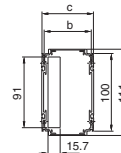
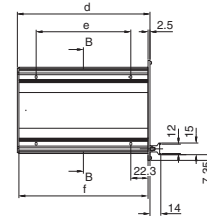
Covers,  
 see page 545.  
 Guide rails,  
 see page 512.  
 Individual components,  
 see page 542.

HP	a mm	B mm	b mm	c mm	C mm	d mm	e mm	f mm	Model No. RP		
									3 U	3 U	6 U
<b>Board depth 160 mm</b>											
6	32.2	-	20.3	27.5	-	171.5	122	167	<b>3653.000</b>	-	-
8	40.3	-	30.5	36.0	-	171.5	122	167	-	<b>3653.010</b>	-
10	50.5	35.6	40.6	46.2	-	171.5	122	167	-	<b>3653.020</b>	<b>3653.100</b>
12	60.6	45.7	50.8	56.4	-	171.5	122	167	-	<b>3653.030</b>	<b>3653.110</b>
14	70.8	55.9	60.9	66.5	-	171.5	122	167	-	<b>3653.040</b>	<b>3653.120</b>
21	106.3	91.4	96.4	102.0	86.3	171.5	122	167	-	<b>3653.050</b>	<b>3653.130</b>
28	141.9	127.0	132.0	137.6	121.8	171.5	122	167	-	<b>3653.060</b>	<b>3653.140</b>
42	213.1	198.1	203.2	208.8	193.0	171.5	122	167	-	<b>3653.070</b>	<b>3653.150</b>
<b>Board depth 220 mm</b>											
10	50.5	35.6	40.6	46.2	-	231.5	182	227	-	<b>3653.200</b>	<b>3653.300</b>
12	60.6	45.7	50.8	56.4	-	231.5	182	227	-	<b>3653.210</b>	<b>3653.310</b>
14	70.8	55.9	60.9	66.5	-	231.5	182	227	-	<b>3653.220</b>	<b>3653.320</b>
21	106.3	91.4	96.4	102.0	86.3	231.5	182	227	-	<b>3653.230</b>	<b>3653.330</b>
28	141.9	127.0	132.0	137.6	121.8	231.5	182	227	-	<b>3653.240</b>	<b>3653.340</b>
42	213.1	198.1	203.2	208.8	193.0	231.5	182	227	-	<b>3653.250</b>	<b>3653.350</b>
<b>Supply includes</b>											
Font panel									1	1	1
Handle									1	1	2
Side panels									1	2	2
Cover including rear panel									1	-	-
Rear panel									-	1	2
PCB holder									2	2	2
Assembly parts (set)									1	1	1

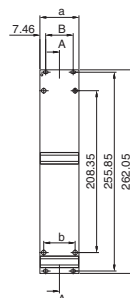
Section A – A  
Board depth 160 mm



Section B – B  
Type I, 3 U



Section A – A  
Board depth 160 mm



Section B – B  
Type I, 6 U

