



LPHT-08-24-L-RT1-GP

LPHT-04-24-L-RT1-GP

LPHT SERIES

(12.00 mm) .472" (PWR) (1.27 mm) .050" (SIG)

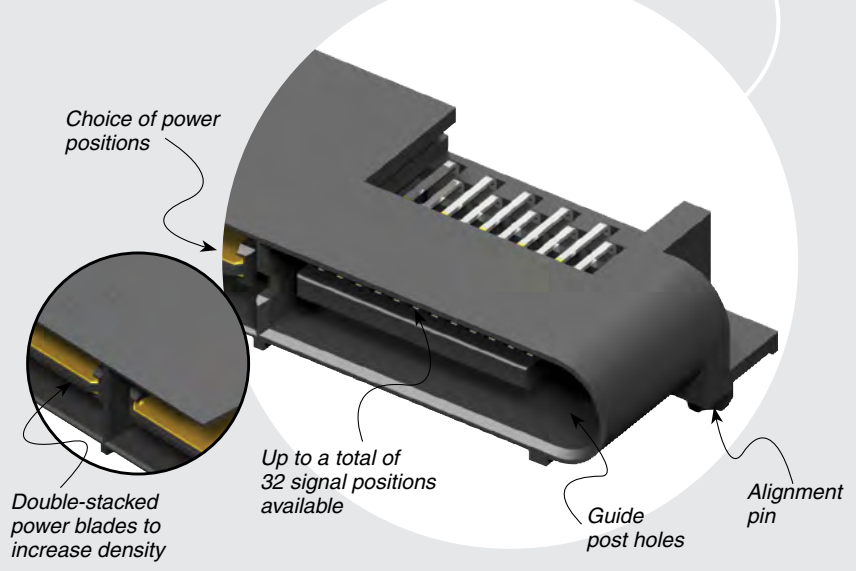
EXTreme LPHPower™ TERMINAL

SPECIFICATIONS

For complete specifications and recommended PCB layouts see www.samtec.com?LPHT

- Insulator Material:** Black LCP
- Terminal Material:** Signal: Brass
Power: Copper Alloy
- Plating:** Au or Sn over 50 μ" (1.27 μm) Ni
- Current Rating:** Power: 30 A per power blade (4 blades powered)
Signal: 1 A per signal contact
- Operating Temp Range:** -40 °C to +105 °C
- Voltage Rating:** 250 VAC
- Standard Creepage:** (1.21 mm) .048" (power)
- Standard Clearance:** (1.36 mm) .054" (power)
- RoHS Compliant:** Yes

Mates with:
LPHS



PROCESSING

Lead-Free Solderable: Yes

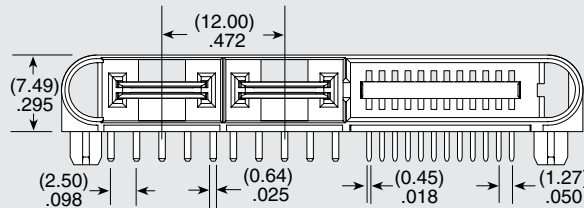
RECOGNITIONS

For complete scope of recognitions see www.samtec.com/quality

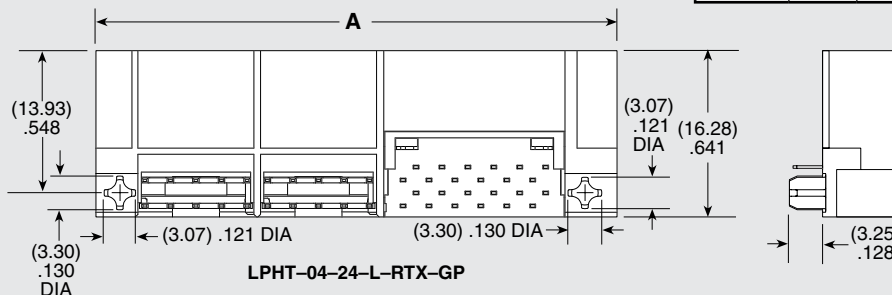


ALSO AVAILABLE (MOQ Required)

- Other platings
 - 28 Signal positions
 - No Guide post
 - Increased creepage and clearance with the removal of contacts
- Contact Samtec.



SIGNAL POSITIONS	POWER POSITIONS				
	A (-02)	A (-04)	A (-06)	A (-08)	A (-10)
-16	(33.97) 1.337	(45.97) 1.810	(57.97) 2.282	(69.97) 2.755	(81.97) 3.227
-20	(36.51) 1.437	(48.51) 1.910	(60.51) 2.382	(72.51) 2.855	(84.51) 3.327
-24	(39.05) 1.537	(51.05) 2.010	(63.05) 2.482	(75.05) 2.955	(87.05) 3.427
-32	(44.13) 1.737	(65.13) 2.210	(86.13) 2.682	(107.13) 3.155	(128.13) 3.627



Notes:
Series is rated up to 60 A per power bank.
Some lengths, styles and options are non-standard, non-returnable.
The Molex EXTreme LPHPower™ line is a second source to the Samtec LPHT Series
* EXTreme LPHPower™ is a trademark of Molex Incorporated.