



Solving your relay requirements since 1922

Amperite Co.  
567 52nd Street  
P.O. Box 329  
West New York, NJ 07093  
(800) 752-2329  
www.Amperite.com

## CI Series TDR

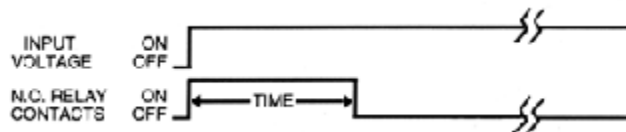


- ... Solid state analog circuitry
- ... One-shot timing mode (interval on)
- ... DPDT (2 form C) isolated 10 ampere relay contacts
- ... Timing selection: Knob adjustable or Fixed
- ... Numerous models timing from 0.1 secs. to 480 secs.
- ... UL File #E96739 (M)
- ... CSA File #LR62586-3

### Timing Mode:

Relay contacts transfer and timing cycle begins, upon application of power. At the end of the timing cycle, the relay contacts return to the De-Energized position. Reset occurs upon removal of the input power.

### Timing Diagram:



### Contact Information:

Arrangement: 2 form C (DPDT) - Diagrams C & D

Contact Material: Silver - Cadmium Oxide

Rating (Resistive):

10A @ 240V AC Resistive

15A @ 30V DC Resistive

15A @ 120V AC Resistive

1/3 HP @ 120V AC

1/2 HP @ 250V AC

Expected Life @ 25 °C:

10 Million operations, Mechanical

100,000 operations minimum at rated loads



Solving your relay requirements since 1922

Amperite Co.  
567 52nd Street  
P.O. Box 329  
West New York, NJ 07093  
(800) 752-2329  
www.Amperite.com

### Environmental Information:

Temperature Range: Storage:  $-60^{\circ}\text{C}$  to  $+105^{\circ}\text{C}$  ( $-76^{\circ}\text{F}$  to  $+221^{\circ}\text{F}$ )

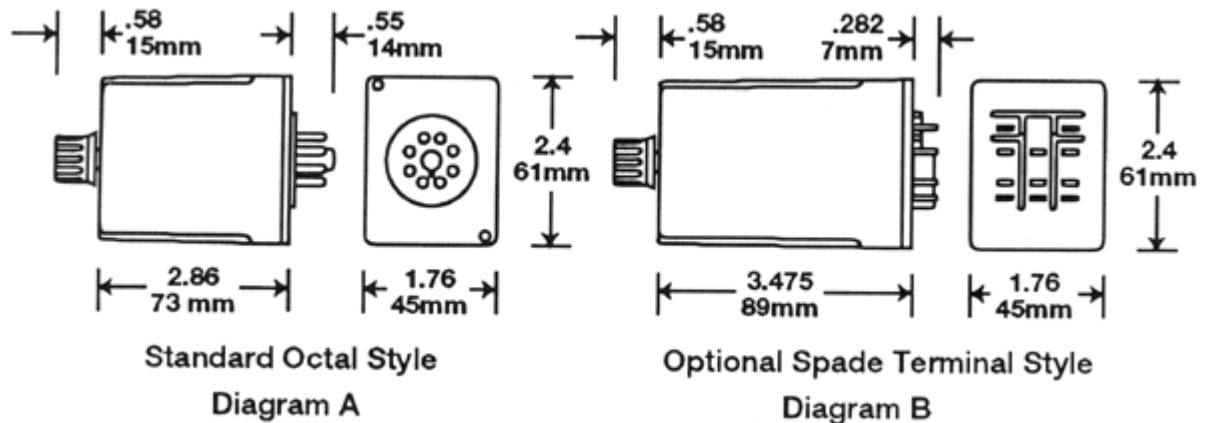
Operating:  $45^{\circ}\text{C}$  to  $+70^{\circ}\text{C}$  ( $-49^{\circ}\text{F}$  to  $+158^{\circ}\text{F}$ )

### Mechanical Information:

Termination: 8 Pin Octal Style Plug or 11-Pin Spade Terminal (Dia. C&D)

Enclosure: White plastic case. Knob adjustable models have a dial scale for reference only "LCI" version has a black case. Weight: 4 oz (114g) approx.

### Outline Dimensions:



### Timing Specifications:

Timing - Fixed: 0.1 through 480 secs.

Timing Ranges: 0.1 - 60, 60 - 120, 120 - 180, 180 - 240, 240 - 300, 300 - 480 secs.

Custom timing is available.

Timing Adjustment: Knob adjustable potentiometer.

Timing Tolerance:

Fixed Units:  $\pm 5\%$

Adjustable Units:  $-0$  to  $+25\%$  of maximum specified delay time.

Minimum specified value or less at low end.

Repeatability:  $\pm 5\%$

Release Time: 60 ms typical, 100 ms maximum.

### Initial Dielectric Strength:

Between open contacts: 1000V RMS, between adjacent contacts: 1500V RMS,

Between contacts & coil: 1500 RMS.

### Input Information:

Voltage: AC units- 12V, 24V, and 120V

DC units- 12V, 24V, 48V & 110V. Other voltages are available.



Solving your relay requirements since 1922

Amperite Co.  
 567 52nd Street  
 P.O. Box 329  
 West New York, NJ 07093  
 (800) 752-2329  
 www.Amperite.com

Power Requirement: AC units: 3 VA or less, DC units: 3 Watts or less.

Transient Protection: 1 JOULE MOV.

Polarity Protection: On DC units - Yes.

**Input Voltages & Limits:**

Nominal	Minimum	Maximum
12V AC	10V	14V
24V AC	20V	28V
120V AC	105V	130V
12V DC	11V	14V
24V DC	20V	32V
48V DC	41V	55V
110V DC	55V	125V

**Wiring Diagrams:**

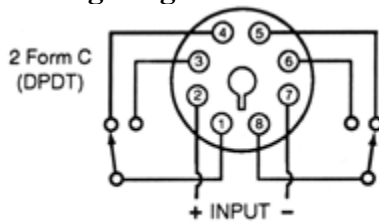


Diagram C

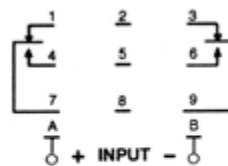
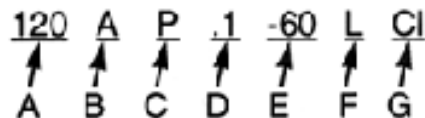


Diagram D

**Ordering Information:**

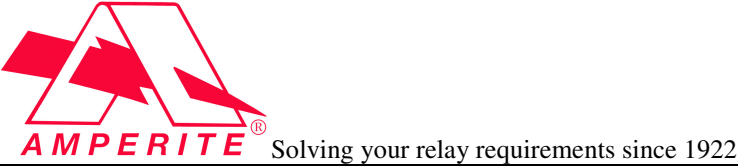
Definition of a part number for the Amperite CI Series Time Delay Relay.

Example:



**A:** Denotes nominal input voltage. Voltages available: 12, 24, & 120V AC; 12, 24, 48 & 110V DC. Custom voltages are available.

**B:** Denotes type of input current required for operation. A=AC - Alternating current;

 <p><b>AMPERITE</b> Solving your relay requirements since 1922</p>	<p>Amperite Co. 567 52nd Street P.O. Box 329 West New York, NJ 07093 (800) 752-2329 <a href="http://www.Amperite.com">www.Amperite.com</a></p>
---	--

**D=DC** - Direct current.

**C:** Denotes contact form: P= DPDT - 2 form C.

**D & E:** Denotes range of knob adjustability for timing (in seconds) where:

**D=** Minimum time delay.

**E=** Maximum time delay for adjustable TDR'S.

Note: 1.) Ranges available: 0.1 - 60, 60 - 120, 120 - 180, 180 - 240, 240 - 300 & 300 - 480 secs. Custom Timing is available.

2.) Both values (D & E) can be replaced by a single value for a factory preset time delay in seconds from 0.1 through 480 secs.

**F:** Enter "L" if optional 11-pin spade terminals are required (Dia. B &D).

**G:** Denotes use of solid state analog circuitry of CI Series.



**AMPERITE** Solving Your Relay Requirements Since 1922