

## Base strip - DFK-MC 1,5/ 3-GF-3,81 - 1829358

Please be informed that the data shown in this PDF Document is generated from our Online Catalog. Please find the complete data in the user's documentation. Our General Terms of Use for Downloads are valid (<http://phoenixcontact.com/download>)



Header, Nominal current: 8 A, Rated voltage (III/2): 160 V, Number of positions: 3, Pitch: 3.81 mm, Connection method: Solder/Slip-on connection, Color: green, Contact surface: Tin, Mounting: Direct mounting

The figure shows a 10-position version of the product

### Why buy this product

- Free choice – permanent solder connection or standardized slip-on connection
- Cable connection on the inside of the device enables flexible positioning of the panel feed-through



### Key Commercial Data

Packing unit	50 STK
GTIN	 4 017918 051037
GTIN	4017918051037
Weight per Piece (excluding packing)	2.880 g
Custom tariff number	85366990
Country of origin	Poland

### Technical data

#### Dimensions

Length	16.2 mm
Height	20.4 mm
Width	25.82 mm
Pitch	3.81 mm
Dimension a	7.62 mm
Dimensions of slip-on connection	2,8 x 0,8 mm

#### General

Range of articles	DFK-MC 1,5/..-GF
Type of contact	Male connector

## Base strip - DFK-MC 1,5/ 3-GF-3,81 - 1829358

### Technical data

#### General

Number of positions	3
Connection method	Solder/Slip-on connection
Insulating material group	I
Rated surge voltage (III/3)	2.5 kV
Rated surge voltage (III/2)	2.5 kV
Rated surge voltage (II/2)	2.5 kV
Rated voltage (III/3)	160 V
Rated voltage (III/2)	160 V
Rated voltage (II/2)	320 V
Connection in acc. with standard	EN-VDE
Nominal current $I_N$	8 A
Nominal cross section	1.5 mm <sup>2</sup>
Maximum load current	8 A
Insulating material	PA
Flammability rating according to UL 94	V0

#### Connection data

Conductor cross section solid min.	0.14 mm <sup>2</sup>
Conductor cross section solid max.	1.5 mm <sup>2</sup>
Conductor cross section flexible min.	0.14 mm <sup>2</sup>
Conductor cross section flexible max.	1.5 mm <sup>2</sup>
Conductor cross section AWG min.	28
Conductor cross section AWG max.	16

#### Standards and Regulations

Connection in acc. with standard	EN-VDE
	CSA
Flammability rating according to UL 94	V0

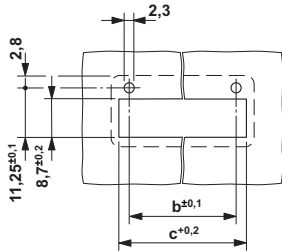
#### Environmental Product Compliance

China RoHS	Environmentally Friendly Use Period = 50
	For details about hazardous substances go to tab "Downloads", Category "Manufacturer's declaration"

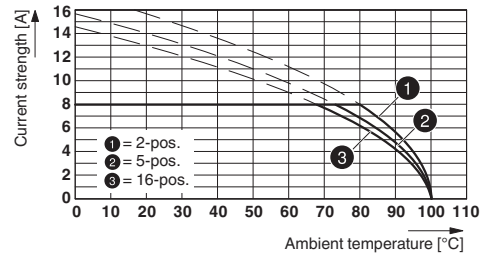
### Drawings

# Base strip - DFK-MC 1,5/ 3-GF-3,81 - 1829358

Drilling diagram



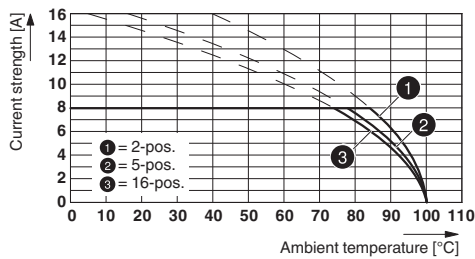
Diagram



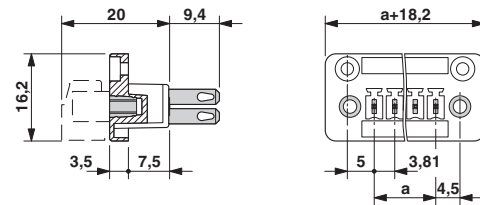
Dimension b: 6.19 mm + (no. of pos. x 3.81 mm)  
Dimension c: Dim. b + 4.7 mm

Type: MC 1,5/...-STF-3,81 with DFK-MC 1,5/...-GF-3,81 (with flat plug)

Diagram



Dimensional drawing



Type: MC 1,5/...-STF-3,81 with DFK-MC 1,5/...-GF-3,81 (with solder connection)

## Classifications

eCl@ss

eCl@ss 4.0	272607xx
eCl@ss 4.1	27260701
eCl@ss 5.0	27260701
eCl@ss 5.1	27141190
eCl@ss 6.0	27260704
eCl@ss 7.0	27440402
eCl@ss 8.0	27141134
eCl@ss 9.0	27141134

ETIM

ETIM 3.0	EC001283
ETIM 4.0	EC001283
ETIM 5.0	EC001283
ETIM 6.0	EC001283

UNSPSC

UNSPSC 6.01	30211810
UNSPSC 7.0901	39121409
UNSPSC 11	39121409

# Base strip - DFK-MC 1,5/ 3-GF-3,81 - 1829358

## Classifications

### UNSPSC

UNSPSC 12.01	39121409
UNSPSC 13.2	39121410

## Approvals


### Approvals


#### Approvals


CSA / VDE Gutachten mit Fertigungsüberwachung / IECEE CB Scheme / CCA / cULus Recognized / EAC

#### Ex Approvals

## Approval details

CSA		<a href="http://www.csagroup.org/services/testing-and-certification/certified-product-listing/">http://www.csagroup.org/services/testing-and-certification/certified-product-listing/</a>	13631
Nominal current IN		8 A	
Nominal voltage UN		150 V	

VDE Gutachten mit Fertigungsüberwachung		<a href="http://www.vde.com/en/Institute/OnlineService/VDE-approved-products/Pages/Online-Search.aspx">http://www.vde.com/en/Institute/OnlineService/VDE-approved-products/Pages/Online-Search.aspx</a>	40011723
mm <sup>2</sup> /AWG/kcmil		0.2-1.5	
Nominal current IN		8 A	
Nominal voltage UN		160 V	

IECEE CB Scheme		<a href="http://www.iecee.org/">http://www.iecee.org/</a>	DE1-56063-B1B2
mm <sup>2</sup> /AWG/kcmil		0.2-1.5	
Nominal current IN		8 A	
Nominal voltage UN		160 V	

CCA			CCA/ DE1 34219
mm <sup>2</sup> /AWG/kcmil		0.2-1.5	

## Base strip - DFK-MC 1,5/ 3-GF-3,81 - 1829358

### Approvals

Nominal current IN	8 A
Nominal voltage UN	160 V

cULus Recognized		<a href="http://database.ul.com/cgi-bin/XYV/template/LISEXT/1FRAME/index.htm">http://database.ul.com/cgi-bin/XYV/template/LISEXT/1FRAME/index.htm</a>	E60425-20110128
	B	D	
Nominal current IN	8 A	8 A	
Nominal voltage UN	300 V	300 V	

EAC		B.01742
-----	--	---------

### Accessories

#### Accessories

#### Coding element

Coding profile - CP-MSTB - 1734634

Coding profile, is inserted into the slot on the plug or inverted header, red insulating material



#### Labeled terminal marker

Marker card - SK 3,81/2,8:FORTL.ZAHLEN - 0804109



Marker card, Card, white, labeled, Horizontal: Consecutive numbers 1 - 10, 11 - 20, etc. up to 91 - (99)100, Mounting type: Adhesive, for terminal block width: 3.81 mm, Lettering field: 3.81 x 2.8 mm

#### Mounting material

Screw set - DFK-MC SS - 0710015



Screw set, for securing the header to the housing wall, consists of M2 x 8 screw, spring washer and nut, 1 piece each

## Base strip - DFK-MC 1,5/ 3-GF-3,81 - 1829358

### Accessories

---

#### Screwdriver tools

Screwdriver - SZS 0,4X2,5 VDE - 1205037



Screwdriver, slot-headed, VDE insulated, size: 0.4 x 2.5 x 80 mm, 2-component grip, with non-slip grip

---

#### Additional products

Printed-circuit board connector - MCVR 1,5/ 3-STF-3,81 - 1828359



Plug component, Nominal current: 8 A, Rated voltage (III/2): 160 V, Number of positions: 3, Pitch: 3.81 mm, Connection method: Screw connection with tension sleeve, Color: green, Contact surface: Tin

---

Printed-circuit board connector - FRONT-MC 1,5/ 3-STF-3,81 - 1850864



Plug component, Nominal current: 8 A, Rated voltage (III/2): 160 V, Number of positions: 3, Pitch: 3.81 mm, Connection method: Front screw connection, Color: green, Contact surface: Tin

---

Printed-circuit board connector - MC 1,5/ 3-STF-3,81 - 1827716



Plug component, Nominal current: 8 A, Rated voltage (III/2): 160 V, Number of positions: 3, Pitch: 3.81 mm, Connection method: Screw connection with tension sleeve, Color: green, Contact surface: Tin

---

Printed-circuit board connector - FK-MCP 1,5/ 3-STF-3,81 - 1851245




Plug component, Nominal current: 8 A, Rated voltage (III/2): 160 V, Number of positions: 3, Pitch: 3.81 mm, Connection method: Push-in spring connection, Color: green, Contact surface: Tin

---

## Base strip - DFK-MC 1,5/ 3-GF-3,81 - 1829358

### Accessories

Printed-circuit board connector - QC 0,5/ 3-STF-3,81 - 1897555



Plug component, Nominal current: 6 A, Rated voltage (III/2): 200 V, Number of positions: 3, Pitch: 3.81 mm, Connection method: Displacement connection, Color: green, Contact surface: Tin

---

Printed-circuit board connector - MCVW 1,5/ 3-STF-3,81 - 1828508



Plug component, Nominal current: 8 A, Rated voltage (III/2): 160 V, Number of positions: 3, Pitch: 3.81 mm, Connection method: Screw connection with tension sleeve, Color: green, Contact surface: Tin

---

Printed-circuit board connector - MCC 1/ 3-STZF-3,81 - 1852370



Plug component, Nominal current: 8 A, Rated voltage (III/2): 160 V, Number of positions: 3, Pitch: 3.81 mm, Connection method: Crimp connection, Color: green, Corresponding female crimp contacts with current [A] and conductor cross section range [mm<sup>2</sup>] data: 5A/MCC-MT 0,2-0,35 (1859988); 8A/MCC-MT 0,5-1,0 (1859991)