


# PCB terminal block - SPTA 1/ 3-3,5 - 1752117

Please be informed that the data shown in this PDF Document is generated from our Online Catalog. Please find the complete data in the user's documentation. Our General Terms of Use for Downloads are valid (<http://phoenixcontact.com/download>)

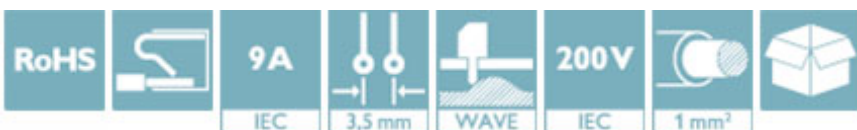
PCB terminal block, Nominal current: 9 A, Nom. voltage: 200 V, Pitch: 3.5 mm, Number of positions: 3, Connection method: Push-in spring connection, Mounting: Wave soldering, Conductor/PCB connection direction: 65 °, Color: green



The illustration shows the 10-position version

## Why buy this product

- Time saving push-in connection, tools not required
- Defined contact force ensures that contact remains stable over the long term
- Intuitive use through colour coded actuation lever
- Angled connection enables multi-row arrangement on the PCB
- Quick and convenient testing using integrated test option



## Key Commercial Data

Packing unit	100 STK
Minimum order quantity	100 STK
GTIN	 4 046356 320962
GTIN	4046356320962
Weight per Piece (excluding packing)	1.300 g
Custom tariff number	85369010
Country of origin	Germany

## Technical data

### Dimensions

Length	10 mm
Pitch	3.5 mm
Dimension a	7 mm
Width	11.1 mm
Constructional height	12.4 mm
Height	15.9 mm

# PCB terminal block - SPTA 1/ 3-3,5 - 1752117

## Technical data

### Dimensions

Length of the solder pin	3.5 mm
Pin dimensions	0,6 x 1,0 mm
Pin spacing	3.5 mm
Hole diameter	1.1 mm

### General

Range of articles	SPTA 1/
Insulating material group	I
Rated surge voltage (III/3)	2.5 kV
Rated surge voltage (III/2)	2.5 kV
Rated surge voltage (II/2)	2.5 kV
Rated voltage (III/3)	160 V
Rated voltage (III/2)	200 V
Rated voltage (II/2)	400 V
Connection in acc. with standard	EN-VDE
Nominal current $I_N$	9 A
Nominal cross section	1 mm <sup>2</sup>
Maximum load current	9 A
Insulating material	PA
Solder pin surface	Sn
Flammability rating according to UL 94	V0
Stripping length	8 mm
Number of positions	3

### Connection data

Conductor cross section solid min.	0.2 mm <sup>2</sup>
Conductor cross section solid max.	1.5 mm <sup>2</sup>
Conductor cross section flexible min.	0.2 mm <sup>2</sup>
Conductor cross section flexible max.	1 mm <sup>2</sup>
Conductor cross section flexible, with ferrule without plastic sleeve min.	0.25 mm <sup>2</sup>
Conductor cross section flexible, with ferrule without plastic sleeve max.	0.75 mm <sup>2</sup>
Conductor cross section flexible, with ferrule with plastic sleeve min.	0.25 mm <sup>2</sup>
Conductor cross section flexible, with ferrule with plastic sleeve max.	0.75 mm <sup>2</sup>
Conductor cross section AWG min.	24
Conductor cross section AWG max.	16

### Standards and Regulations

Connection in acc. with standard	EN-VDE
	CUL
Flammability rating according to UL 94	V0

### Environmental Product Compliance

China RoHS	Environmentally friendly use period: unlimited = EFUP-e
------------	---

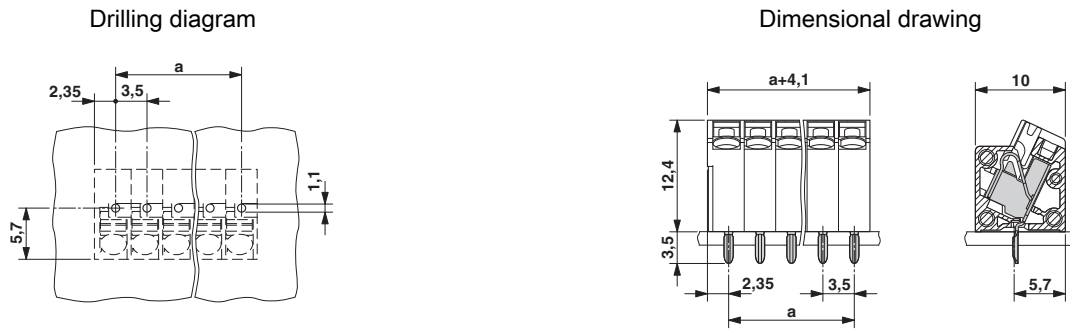
# PCB terminal block - SPTA 1/ 3-3,5 - 1752117

## Technical data

### Environmental Product Compliance

	No hazardous substances above threshold values
--	--

## Drawings



## Classifications

### eCl@ss

eCl@ss 4.0	27141109
eCl@ss 4.1	27141109
eCl@ss 5.0	27141190
eCl@ss 5.1	27141190
eCl@ss 6.0	27261101
eCl@ss 7.0	27440401
eCl@ss 8.0	27440401
eCl@ss 9.0	27440401

### ETIM

ETIM 3.0	EC001121
ETIM 4.0	EC002643
ETIM 5.0	EC002643
ETIM 6.0	EC002643

### UNSPSC

UNSPSC 6.01	30211801
UNSPSC 7.0901	39121432
UNSPSC 11	39121432
UNSPSC 12.01	39121432
UNSPSC 13.2	39121432

## Approvals

### Approvals

# PCB terminal block - SPTA 1/ 3-3,5 - 1752117

## Approvals

Approvals

VDE Gutachten mit Fertigungsüberwachung / IECEE CB Scheme / EAC / cULus Recognized

Ex Approvals

### Approval details

VDE Gutachten mit Fertigungsüberwachung		<a href="http://www.vde.com/en/Institute/OnlineService/VDE-approved-products/Pages/Online-Search.aspx">http://www.vde.com/en/Institute/OnlineService/VDE-approved-products/Pages/Online-Search.aspx</a>	40029329
mm <sup>2</sup> /AWG/kcmil		0.2-1.5	
Nominal current IN		9 A	
Nominal voltage UN		130 V	

IECEE CB Scheme		<a href="http://www.iecee.org/">http://www.iecee.org/</a>	DE1-58146
-----------------	--	---	-----------

EAC			B.01742
-----	--	--	---------

cULus Recognized		<a href="http://database.ul.com/cgi-bin/XYV/template/LISEXT/1FRAME/index.htm">http://database.ul.com/cgi-bin/XYV/template/LISEXT/1FRAME/index.htm</a>	E60425-20061129
	B	D	
mm <sup>2</sup> /AWG/kcmil	26-16	26-16	
Nominal current IN	10 A	10 A	
Nominal voltage UN	150 V	300 V	

## Accessories

Accessories

Screwdriver tools

Screwdriver - SZS 0,4X2,5 VDE - 1205037



Screwdriver, slot-headed, VDE insulated, size: 0.4 x 2.5 x 80 mm, 2-component grip, with non-slip grip

# PCB terminal block - SPTA 1/ 3-3,5 - 1752117

## Accessories

---

---

Phoenix Contact 2017 © - all rights reserved  
<http://www.phoenixcontact.com>