

## PCB terminal block - PTDA 1,5/10-3,5 - 1725016

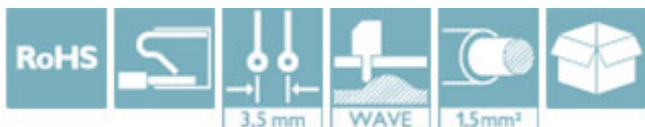
Please be informed that the data shown in this PDF Document is generated from our Online Catalog. Please find the complete data in the user's documentation. Our General Terms of Use for Downloads are valid (<http://phoenixcontact.com/download>)



PCB terminal block, Nominal current: 13.5 A, Nom. voltage: 240 V, Pitch: 3.5 mm, Number of positions: 10, Connection method: Push-in spring connection, Mounting: Wave soldering, Conductor/PCB connection direction: 45 °, Color: green

### Why buy this product

- ✓ Time saving push-in connection, tools not required
- ✓ Defined contact force ensures that contact remains stable over the long term
- ✓ Potentials can be easily looped through – ideal for BUS applications
- ✓ Quick and convenient testing using integrated test option
- ✓ Rounded type for individual device design
- ✓ Two solder pins reduce the mechanical strain on the soldering spots



### Key Commercial Data

Packing unit	50 STK
Minimum order quantity	50 STK
GTIN	
GTIN	4046356129039
Weight per Piece (excluding packing)	11.200 g
Custom tariff number	85369010
Country of origin	Poland
Note	Made to Order (non-returnable)

### Technical data

#### Dimensions

Pitch	3.5 mm
Dimension a	31.5 mm
Length of the solder pin	3.5 mm
Pin dimensions	1,0 x 0,4
Pin spacing	3.5 mm

# PCB terminal block - PTDA 1,5/10-3,5 - 1725016

## Technical data

### Dimensions

Hole diameter	1.3 mm
---------------	--------

### General

Range of articles	PTDA 1,5/
Insulating material group	I
Rated surge voltage (III/3)	2.5 kV
Rated surge voltage (III/2)	2.5 kV
Rated surge voltage (II/2)	2.5 kV
Rated voltage (III/3)	200 V
Rated voltage (III/2)	240 V
Rated voltage (II/2)	400 V
Connection in acc. with standard	EN-VDE
Nominal current I <sub>N</sub>	13.5 A
Nominal cross section	1.5 mm <sup>2</sup>
Maximum load current	13.5 A
Insulating material	PA
Solder pin surface	Sn
Flammability rating according to UL 94	V0
Stripping length	10 mm
Number of positions	10

### Connection data

Conductor cross section solid min.	0.2 mm <sup>2</sup>
Conductor cross section solid max.	1.5 mm <sup>2</sup>
Conductor cross section flexible min.	0.2 mm <sup>2</sup>
Conductor cross section flexible max.	1.5 mm <sup>2</sup>
Conductor cross section flexible, with ferrule without plastic sleeve min.	0.5 mm <sup>2</sup>
Conductor cross section flexible, with ferrule without plastic sleeve max.	1.5 mm <sup>2</sup>
Conductor cross section flexible, with ferrule with plastic sleeve min.	0.5 mm <sup>2</sup>
Conductor cross section flexible, with ferrule with plastic sleeve max.	0.5 mm <sup>2</sup>
Conductor cross section AWG min.	24
Conductor cross section AWG max.	16
2 conductors with same cross section, solid min.	0.2 mm <sup>2</sup>
2 conductors with same cross section, solid max.	1.5 mm <sup>2</sup>
2 conductors with same cross section, stranded min.	0.2 mm <sup>2</sup>
2 conductors with same cross section, stranded max.	1.5 mm <sup>2</sup>
2 conductors with same cross section, stranded, ferrules without plastic sleeve, min.	0.5 mm <sup>2</sup>
2 conductors with same cross section, stranded, ferrules without plastic sleeve, max.	1.5 mm <sup>2</sup>
2 conductors with same cross section, stranded, TWIN ferrules with plastic sleeve, min.	0.5 mm <sup>2</sup>

# PCB terminal block - PTDA 1,5/10-3,5 - 1725016

## Technical data

### Connection data

2 conductors with same cross section, stranded, TWIN ferrules with plastic sleeve, max.	0.5 mm <sup>2</sup>
---	---------------------

### Standards and Regulations

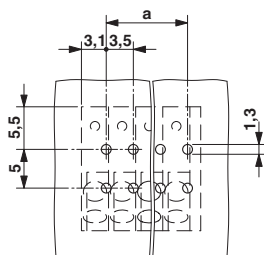
Connection in acc. with standard	EN-VDE
	CUL
Flammability rating according to UL 94	V0

### Environmental Product Compliance

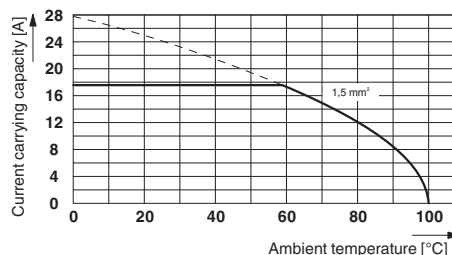
China RoHS	Environmentally friendly use period: unlimited = EFUP-e
	No hazardous substances above threshold values

## Drawings

Drilling diagram

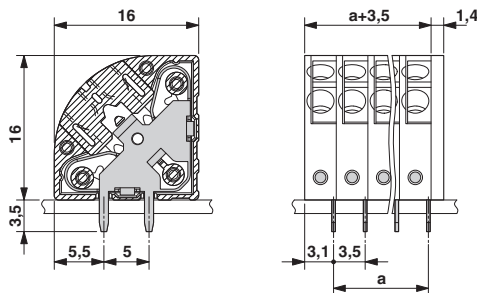


Diagram



Derating diagram for 5 positions; reduction factor=0.8

Dimensional drawing



## Classifications

eCl@ss

eCl@ss 4.0	272607xx
eCl@ss 4.1	27141109
eCl@ss 5.0	27141190
eCl@ss 5.1	27141190
eCl@ss 6.0	27261101

# PCB terminal block - PTDA 1,5/10-3,5 - 1725016

## Classifications

### eCl@ss

eCl@ss 7.0	27440401
eCl@ss 8.0	27440401
eCl@ss 9.0	27440401

### ETIM

ETIM 3.0	EC001121
ETIM 4.0	EC002643
ETIM 5.0	EC002643
ETIM 6.0	EC002643

### UNSPSC

UNSPSC 6.01	30211801
UNSPSC 7.0901	39121432
UNSPSC 11	34131203
UNSPSC 12.01	39121432
UNSPSC 13.2	39121432

## Approvals


### Approvals

#### Approvals

UL Recognized / VDE Gutachten mit Fertigungsüberwachung / cUL Recognized / CCA / IECCE CB Scheme / EAC / cULus Recognized

#### Ex Approvals

## Approval details

UL Recognized		<a href="http://database.ul.com/cgi-bin/XYV/template/LISEXT/1FRAME/index.htm">http://database.ul.com/cgi-bin/XYV/template/LISEXT/1FRAME/index.htm</a>	FILE E 60425
	B	C	D
mm <sup>2</sup> /AWG/kcmil	24-16	24-16	24-16
Nominal current I <sub>N</sub>	12 A	12 A	10 A
Nominal voltage U <sub>N</sub>	300 V	150 V	300 V

# PCB terminal block - PTDA 1,5/10-3,5 - 1725016

## Approvals

VDE Gutachten mit Fertigungsüberwachung		<a href="http://www.vde.com/en/Institute/OnlineService/VDE-approved-products/Pages/Online-Search.aspx">http://www.vde.com/en/Institute/OnlineService/ VDE-approved-products/Pages/Online-Search.aspx</a>	40030462
mm <sup>2</sup> /AWG/kcmil	0.2-1.5		
Nominal current IN	17.5 A		
Nominal voltage UN	130 V		

cUL Recognized		<a href="http://database.ul.com/cgi-bin/XYV/template/LISEXT/1FRAME/index.htm">http://database.ul.com/cgi-bin/XYV/template/LISEXT/1FRAME/index.htm</a>	FILE E 60425
	B	C	D
mm <sup>2</sup> /AWG/kcmil	24-16	24-16	24-16
Nominal current IN	12 A	12 A	10 A
Nominal voltage UN	300 V	150 V	300 V

CCA	DE1 34029
mm <sup>2</sup> /AWG/kcmil	0.2-1.5
Nominal current IN	17.5 A
Nominal voltage UN	130 V

IECEE CB Scheme		<a href="http://www.iecee.org/">http://www.iecee.org/</a>	DE1-46805
mm <sup>2</sup> /AWG/kcmil	0.2-1.5		
Nominal current IN	17.5 A		
Nominal voltage UN	130 V		

EAC		B.01742
-----	--	---------

cULus Recognized		<a href="http://database.ul.com/cgi-bin/XYV/template/LISEXT/1FRAME/index.htm">http://database.ul.com/cgi-bin/XYV/template/LISEXT/1FRAME/index.htm</a>
------------------	--	---

## Accessories

Accessories

Screwdriver tools

## PCB terminal block - PTDA 1,5/10-3,5 - 1725016

### Accessories

Screwdriver - SZF 0-0,4X2,5 - 1204504



Actuation tool, for ST terminal blocks, also suitable for use as a bladed screwdriver, size: 0.4 x 2.5 x 75 mm, 2-component grip, with non-slip grip

---

Phoenix Contact 2017 © - all rights reserved  
<http://www.phoenixcontact.com>