

PCB terminal block - PLH 5/ 6-7,5-ZF - 1792148

Please be informed that the data shown in this PDF Document is generated from our Online Catalog. Please find the complete data in the user's documentation. Our General Terms of Use for Downloads are valid (<http://phoenixcontact.com/download>)



PCB terminal block, Nominal current: 41 A, Nom. voltage: 1000 V, Pitch: 7.5 mm, Number of positions: 6, Connection method: Push-lock spring connection, Mounting: Wave soldering, Conductor/PCB connection direction: 0 °, Color: green

The figure shows a 4-pos. version of the product

Why buy this product

- ✓ Tool-free lever principle enables time-saving connection and release of conductors with/without ferrules
- ✓ Defined contact force ensures that contact remains stable over the long term
- ✓ Time-saving push-in connection when lever is closed
- ✓ Unrestricted 600-V-UL approval thanks to compact zig-zag pinning
- ✓ Quick and convenient testing using integrated test option



Key Commercial Data

Packing unit	25 STK
GTIN	
GTIN	4046356610704
Weight per Piece (excluding packing)	27.250 g
Custom tariff number	85369010
Country of origin	Slovakia
Note	Made to Order (non-returnable)

Technical data

Dimensions

Length	22.7 mm
Pitch	7.5 mm
Dimension a	37.5 mm
Width	46 mm
Constructional height	24.1 mm
Height	27.7 mm

PCB terminal block - PLH 5/ 6-7,5-ZF - 1792148

Technical data

Dimensions

Length of the solder pin	3.6 mm
Pin dimensions	1,2 x 1,5 mm
Pin spacing	12.5 mm
Hole diameter	2 mm

General

Range of articles	PLH 5/
Insulating material group	I
Rated surge voltage (III/3)	8 kV
Rated surge voltage (III/2)	8 kV
Rated surge voltage (II/2)	8 kV
Rated voltage (III/3)	1000 V
Rated voltage (III/2)	1000 V
Rated voltage (II/2)	1000 V
Nominal current I_N	41 A
Nominal cross section	6 mm ²
Insulating material	PA
Solder pin surface	Sn
Flammability rating according to UL 94	V0
Stripping length	12 mm
Number of positions	6

Connection data

Conductor cross section solid min.	0.2 mm ²
Conductor cross section solid max.	6 mm ²
Conductor cross section flexible min.	0.2 mm ²
Conductor cross section flexible max.	6 mm ²
Conductor cross section flexible, with ferrule without plastic sleeve min.	0.2 mm ²
Conductor cross section flexible, with ferrule without plastic sleeve max.	6 mm ²
Conductor cross section flexible, with ferrule with plastic sleeve min.	0.2 mm ²
Conductor cross section flexible, with ferrule with plastic sleeve max.	6 mm ²
Conductor cross section AWG min.	24
Conductor cross section AWG max.	10
2 conductors with same cross section, stranded, TWIN ferrules with plastic sleeve, min.	0.5 mm ²
2 conductors with same cross section, stranded, TWIN ferrules with plastic sleeve, max.	2.5 mm ²

Standards and Regulations

Connection in acc. with standard	CUL
Flammability rating according to UL 94	V0

Environmental Product Compliance

China RoHS	Environmentally friendly use period: unlimited = EFUP-e
------------	---

PCB terminal block - PLH 5/ 6-7,5-ZF - 1792148

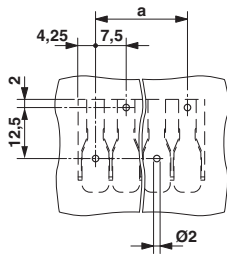
Technical data

Environmental Product Compliance

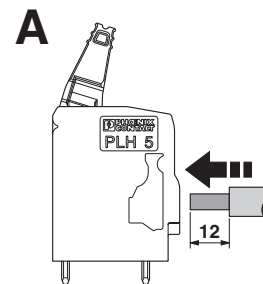
	No hazardous substances above threshold values
--	--

Drawings

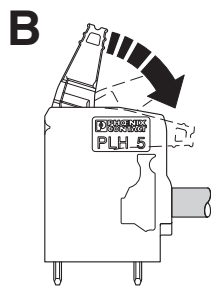
Drilling diagram



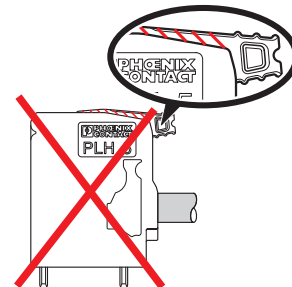
Functional drawing



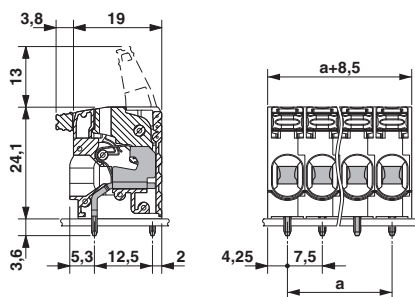
Functional drawing



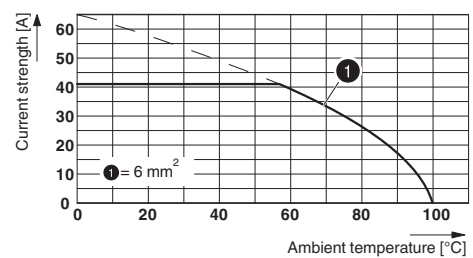
Functional drawing



Dimensional drawing



Diagram



Type: PLH 5/...-7,5(-ZF)

Classifications

eCl@ss

eCl@ss 4.0	272607xx
eCl@ss 4.1	27260701
eCl@ss 5.0	27260701
eCl@ss 5.1	27141190

PCB terminal block - PLH 5/ 6-7,5-ZF - 1792148

Classifications

eCl@ss

eCl@ss 6.0	27261101
eCl@ss 7.0	27440401
eCl@ss 8.0	27440401
eCl@ss 9.0	27440401

ETIM

ETIM 4.0	EC002637
ETIM 5.0	EC002643
ETIM 6.0	EC002643

UNSPSC

UNSPSC 6.01	30211810
UNSPSC 7.0901	39121409
UNSPSC 11	39121409
UNSPSC 12.01	39121409
UNSPSC 13.2	39121432

Approvals


Approvals

Approvals

UL Recognized / cUL Recognized / VDE approval of drawings / EAC / cULus Recognized

Ex Approvals

Approval details

UL Recognized		http://database.ul.com/cgi-bin/XYV/template/LISEXT/1FRAME/index.htm	FILE E 60425
	B	C	
mm ² /AWG/kcmil	24-10	24-10	
Nominal current I _N	27 A	27 A	
Nominal voltage U _N	600 V	600 V	

PCB terminal block - PLH 5/ 6-7,5-ZF - 1792148

Approvals

cUL Recognized		http://database.ul.com/cgi-bin/XYV/template/LISEXT/1FRAME/index.htm	FILE E 60425
	B	C	
mm ² /AWG/kcmil	24-10	24-10	
Nominal current IN	27 A	27 A	
Nominal voltage UN	600 V	600 V	

VDE approval of drawings		http://www.vde.com/en/Institute/OnlineService/VDE-approved-products/Pages/Online-Search.aspx	40041250
mm ² /AWG/kcmil	0.2-6		
Nominal current IN	41 A		
Nominal voltage UN	1000 V		

EAC		B.01742
-----	--	---------

cULus Recognized		http://database.ul.com/cgi-bin/XYV/template/LISEXT/1FRAME/index.htm
------------------	--	---

Accessories

Accessories

Crimping tool

Crimping pliers - CRIMPFOX 6 - 1212034



Crimping pliers, for ferrules without insulating collar according to DIN 46228 Part 1 and ferrules with insulating collar according to DIN 46228 Part 4, 0.25 mm² ... 6.0 mm², lateral entry, trapezoidal crimp

Terminal marking

PCB terminal block - PLH 5/ 6-7,5-ZF - 1792148

Accessories

Marker card - SK U/3,8 WH:UNBEDRUCKT - 0803906



Marker card, Sheet, white, unlabeled, can be labeled with: Plotter, Office printing systems, Mounting type: Adhesive, Lettering field: 186 x 3.8 mm

Phoenix Contact 2017 © - all rights reserved
<http://www.phoenixcontact.com>