

PCB terminal block - SPTA 5/ 5-7,5-ZB - 1819118

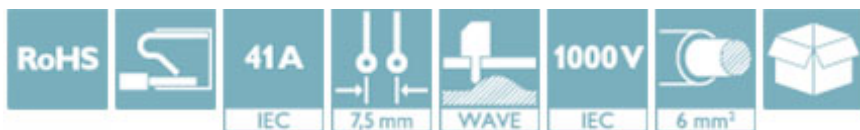
Please be informed that the data shown in this PDF Document is generated from our Online Catalog. Please find the complete data in the user's documentation. Our General Terms of Use for Downloads are valid (<http://phoenixcontact.com/download>)




PCB terminal block, Nominal current: 41 A, Nom. voltage: 1000 V, Pitch: 7.5 mm, Number of positions: 5, Connection method: Push-in spring connection, Mounting: Wave soldering, Conductor/PCB connection direction: 30 °, Color: green

Why buy this product

- ✓ Time saving push-in connection, tools not required
- ✓ Defined contact force ensures that contact remains stable over the long term
- ✓ Clamping space opened by means of fixed screwdriver enables convenient conductor connection
- ✓ Unrestricted 600-V-UL approval thanks to compact zig-zag pinning
- ✓ Angled connection enables multi-row arrangement on the PCB



Key Commercial Data

Packing unit	50 STK
GTIN	 4 046356 787222
GTIN	4046356787222
Weight per Piece (excluding packing)	25.000 g
Custom tariff number	85369010
Country of origin	Germany
Note	Made to Order (non-returnable)

Technical data

Dimensions

Pitch	7.5 mm
Dimension a	30 mm
Length of the solder pin	4.6 mm
Pin dimensions	1,7 x 0,8
Pin spacing	14 mm
Hole diameter	2.1 mm

General

PCB terminal block - SPTA 5/ 5-7,5-ZB - 1819118

Technical data

General

Range of articles	SPTA 5/
Insulating material group	I
Rated surge voltage (III/3)	8 kV
Rated surge voltage (III/2)	8 kV
Rated surge voltage (II/2)	6 kV
Rated voltage (III/3)	800 V
Rated voltage (III/2)	1000 V
Rated voltage (II/2)	1000 V
Connection in acc. with standard	EN-VDE
Nominal current I_N	41 A
Nominal cross section	6 mm ²
Insulating material	PA
Solder pin surface	Sn
Flammability rating according to UL 94	V0
Stripping length	15 mm
Number of positions	5

Connection data

Conductor cross section solid min.	0.2 mm ²
Conductor cross section solid max.	6 mm ²
Conductor cross section flexible min.	0.2 mm ²
Conductor cross section flexible max.	6 mm ²
Conductor cross section flexible, with ferrule without plastic sleeve min.	0.25 mm ²
Conductor cross section flexible, with ferrule without plastic sleeve max.	6 mm ²
Conductor cross section flexible, with ferrule with plastic sleeve min.	0.25 mm ²
Conductor cross section flexible, with ferrule with plastic sleeve max.	4 mm ²
Conductor cross section AWG min.	24
Conductor cross section AWG max.	8
2 conductors with same cross section, stranded, TWIN ferrules with plastic sleeve, min.	0.25 mm ²
2 conductors with same cross section, stranded, TWIN ferrules with plastic sleeve, max.	1.5 mm ²

Standards and Regulations

Connection in acc. with standard	EN-VDE
Flammability rating according to UL 94	V0

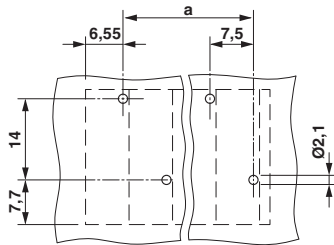
Environmental Product Compliance

China RoHS	Environmentally friendly use period: unlimited = EFUP-e
	No hazardous substances above threshold values

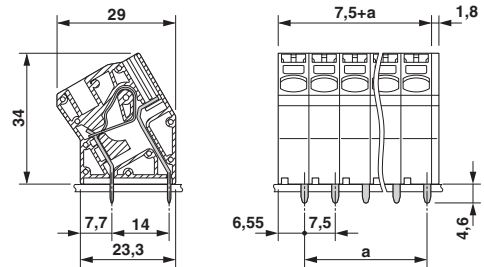
Drawings

PCB terminal block - SPTA 5/ 5-7,5-ZB - 1819118

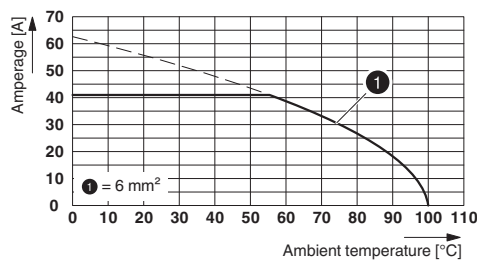
Drilling diagram



Dimensional drawing



Diagram



Classifications

eCl@ss

eCl@ss 4.0	27141111
eCl@ss 4.1	27141109
eCl@ss 5.0	27141190
eCl@ss 5.1	27141190
eCl@ss 6.0	27261101
eCl@ss 7.0	27440401
eCl@ss 8.0	27440401
eCl@ss 9.0	27440401

ETIM

ETIM 3.0	EC001121
ETIM 4.0	EC002643
ETIM 5.0	EC002643
ETIM 6.0	EC002643

UNSPSC

UNSPSC 6.01	30211801
UNSPSC 7.0901	39121432
UNSPSC 11	39121432
UNSPSC 12.01	39121432
UNSPSC 13.2	39121432

PCB terminal block - SPTA 5/ 5-7,5-ZB - 1819118

Approvals

Approvals

Approvals

cULus Recognized / EAC / VDE approval of drawings

Ex Approvals

Approval details

cULus Recognized		http://database.ul.com/cgi-bin/XYV/template/LISEXT/1FRAME/index.htm	E60425-20061129
	B	C	
mm ² /AWG/kcmil	24-8	24-8	
Nominal current I _N	33 A	33 A	
Nominal voltage U _N	600 V	600 V	

EAC		B.01742
-----	--	---------

VDE approval of drawings		http://www.vde.com/en/Institute/OnlineService/VDE-approved-products/Pages/Online-Search.aspx	40041641
mm ² /AWG/kcmil	0.2-6		
Nominal current I _N	41 A		
Nominal voltage U _N	1000 V		

Accessories

Accessories

Bridge

Plug-in bridge - FBSK 2-7,5 - 1928343



Bridge, fully insulated, pitch 7.5 mm, 2-pos.

PCB terminal block - SPTA 5/ 5-7,5-ZB - 1819118

Accessories

Plug-in bridge - FBSK 3-7,5 - 1928356



Bridge, fully insulated, pitch 7.5 mm, 3-pos.

Plug-in bridge - FBSK 4-7,5 - 1928369



Bridge, fully insulated, pitch 7.5 mm, 4-pos.

Plug-in bridge - FBSK 5-7,5 - 1928372



Bridge, fully insulated, pitch 7.5 mm, 5-pos.

Crimping tool

Crimping pliers - CRIMPFOX 6 - 1212034



Crimping pliers, for ferrules without insulating collar according to DIN 46228 Part 1 and ferrules with insulating collar according to DIN 46228 Part 4, 0.25 mm² ... 6.0 mm², lateral entry, trapezoidal crimp

Screwdriver tools

Screwdriver - SZF 1-0,6X3,5 - 1204517



Actuation tool, for ST terminal blocks, also suitable for use as a bladed screwdriver, size: 0.6 x 3.5 x 100 mm, 2-component grip, with non-slip grip
