

Device connector, front mounting - ST-3EP1N8AW400S - 1607674

Please be informed that the data shown in this PDF Document is generated from our Online Catalog. Please find the complete data in the user's documentation. Our General Terms of Use for Downloads are valid (<http://phoenixcontact.com/download>)



Device connector, front mounting, straight, SPEEDCON locking, M17, Number of positions: 3+PE, Type of contact: Male connector, Crimp connection, Axial O-ring, 4xØ2,7, shielded: yes, Flange dimensions: 21.6 mm x 21.6 mm

Why buy this product

- Consistent EMC protection for reliable connection solutions in the industrial environment
- Crimping connection: vibration- and temperature-resistant assembly
- Flexible mounting, thanks to snap-in contact inserts

Key Commercial Data

Packing unit	1 STK
GTIN	
GTIN	4046356273817
Weight per Piece (excluding packing)	27.700 g
Custom tariff number	85366990
Country of origin	Germany
Note	Made to Order (non-returnable)

Technical data

General

Note	Order information: Order crimp contacts Ø 2 mm separately
Type of locking	SPEEDCON locking
Direction of rotation of contact chamber numbering	Standard
Coding	N
Contact connection method	Crimp connection
Type of contacts	Male connector
Number of positions	4
Contact diameter of power contacts	2 mm
Nominal current per power contact at 25°C	20 A

Device connector, front mounting - ST-3EP1N8AW400S - 1607674

Technical data

General

Contact diameter of signal contacts	2 mm
Pg housing screw connection	none
Mounting type	4xØ2,7

Ambient conditions

Ambient temperature	-40 °C ... 125 °C
Degree of protection	IP67

Specifications according to DIN EN 61984:2001

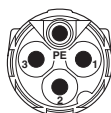
Installation height max.	3000 m
Nominal / operating voltage of power contacts	630 V
Rated surge voltage of power contacts	6 kV
Overvoltage category of power contacts	III
Degree of pollution of power contacts	3

Environmental Product Compliance

China RoHS	Environmentally Friendly Use Period = 50
	For details about hazardous substances go to tab "Downloads", Category "Manufacturer's declaration"

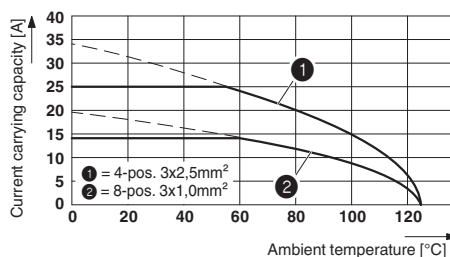
Drawings

Schematic diagram

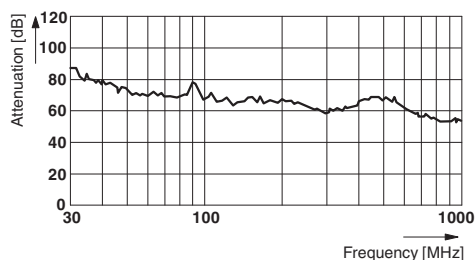


Connector pin assignment

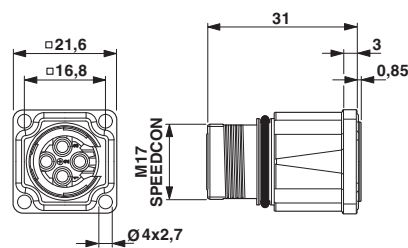
Diagram



Diagram



Dimensional drawing



Classifications

eCl@ss

eCl@ss 4.0	272607xx
------------	----------

Device connector, front mounting - ST-3EP1N8AW400S - 1607674

Classifications

eCl@ss

eCl@ss 4.1	27260701
eCl@ss 5.0	27143424
eCl@ss 5.1	27143424
eCl@ss 6.0	27143424
eCl@ss 7.0	27440209
eCl@ss 8.0	27440103
eCl@ss 9.0	27440102

ETIM

ETIM 3.0	EC001121
ETIM 4.0	EC001121
ETIM 5.0	EC002061
ETIM 6.0	EC002061

UNSPSC

UNSPSC 6.01	43172015
UNSPSC 7.0901	43201404
UNSPSC 11	43172015
UNSPSC 12.01	43201404
UNSPSC 13.2	39121413

Approvals


Approvals

Approvals

UL Recognized / cUL Recognized / EAC / cULus Recognized

Ex Approvals

Approval details

UL Recognized		http://database.ul.com/cgi-bin/XYV/template/LISEXT/1FRAME/index.htm	FILE E 335019
mm ² /AWG/kcmil	14		
Nominal current I _N	15 A		
Nominal voltage U _N	600 V		

Device connector, front mounting - ST-3EP1N8AW400S - 1607674

Approvals

cUL Recognized		http://database.ul.com/cgi-bin/XYV/template/LISEXT/1FRAME/index.htm	FILE E 335019
mm ² /AWG/kcmil		14	
Nominal current I _N		15 A	
Nominal voltage U _N		600 V	

EAC		B.01742
-----	--	---------

cULus Recognized		http://database.ul.com/cgi-bin/XYV/template/LISEXT/1FRAME/index.htm
------------------	--	---

Accessories

Accessories

Crimp contact

Crimp contact - ST-20KP010 - 1607655



Crimp contact, turned, Contact diameter: 2 mm, Crimp range: 0.25 mm²...1 mm²

Crimp contact - ST-20KP020 - 1607656



Crimp contact, turned, Single contact, Contact diameter: 2 mm, Crimp range: 1 mm²...2.5 mm²

Mounting material

Color-coding - ST-Z0019 - 1620621



Color-coding, Color: green

Device connector, front mounting - ST-3EP1N8AW400S - 1607674

Accessories

Color-coding - ST-Z0020 - 1620622



Color-coding, Color: orange

Color-coding - ST-Z0021 - 1620623



Color-coding, Color: black

Contact removal tool - ST-Z0001 - 1607770



Unlocking tool for contact carriers for snapping in the M17 device connectors

Contact removal tool - ST-Z0001 - 1607770



Unlocking tool for contact carriers for snapping in the M17 device connectors

Protective cover

Plastic dust protection cap - ST-Z0006 - 1607776



Plastic dust protection cap for connectors with M17 external thread

Device connector, front mounting - ST-3EP1N8AW400S - 1607674

Accessories

Metal dust protection cap - ST-Z0014 - 1616069



Metal dust protection cap for connectors, with M17 external thread

Metal dust protection cap - ST-Z0013 - 1616068



Metal dust protection cap with steel wire for connectors with M17 external thread
