

Fuseholder Open Design, 5 x 20 / 6.3 x 32 mm, SMD, VDE: 250/500 VAC, UL/CSA: 600 V, Cover, IEC 60355-1



250/500 VAC · 4 W/10 A (VDE) · 600V · 16 A (UL/CSA)



Description

- Fuseholder for 500 VAC (according to IEC) or 600 V (according to UL / CSA) applications
- Suitable for use in devices according to IEC 60335-1 Ed. 4.0 for appliances in unattended use (clause 30.2.3). This includes the enhanced requirements of glow wire tests acc. to IEC 60695-2-12 and -13. Order number: 0031.8242 or 0031.8242.F1
- Fuse block accepts 5x20 or 6.3x32 fuse-links

Standards

- IEC 60127-6 Edition 2.0
- UL 4248-1
- CSA C22.2 no. 4248.1

Approvals

- Approval Reference Type: OGD-SMD
- VDE Certificate Number: 40008993 (250V) + 40018378 (500V)
- UL File Number: E39328

Applications

- Equipment with three-phase supply (400 VAC)

References

[Packaging Details](#)

Phase-Out: 0031.8241.F1, 0031.8242.F1


Last order possibility: 30.09.2017

Last delivery date: 31.12.2017

Weblinks


[pdf datasheet](#), [html-datasheet](#), [General Product Information](#), [Packaging details](#), [Approvals](#), [CE declaration of conformity](#), [RoHS](#), [CHINA-RoHS](#), [REACH](#), [Distributor-Stock-Check](#), [Accessories](#), [Detailed request for product](#)

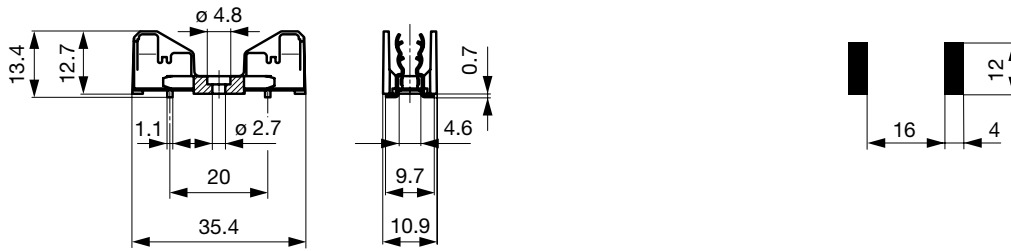
Technical Data

Fuse-Link	5 x 20 or 6.3 x 32 mm
Mounting	PCB
Attachment	Screw or Rivet
Terminal	Solder SMT
Rated Voltage	250/500 VAC (VDE), 600V (UL/CSA)
Rated current	10 A (VDE), 16 A (UL/CSA)
Rated Power Acceptance IEC	4 W / 10 A @ Ta 23 °C
	Admissible power acceptance at higher ambient temperature see derating curves
Degree of Protection	IP 20 (with cover)
Protection Class	Suitable for appliances with protection class I acc. to IEC 61140
Admissible Ambient Air Temp.	-40 °C to 85 °C
Climatic Category	40/085/21 acc. to IEC 60068-1
Material: Socket	Thermoplastic, black, UL 94V-0
Material: Cover	Thermoplastic black UL 94V-0
Material: Terminals	Tin-Plated Copper Alloy
Unit Weight	3.7 g
Storage Conditions	0 °C to 60 °C, max. 70% r.h.
Product Marking	 Type, Rated Voltage, Power Acc./ Current Rating, Approvals

Soldering Methods	Reflow (lead-free) Soldering Profile
Solderability	245-260 °C / max. 30 sec acc. to JEDEC J-STD-020D
Contact Resistance	< 5 mΩ at 20 mV
Dielectric Strength	> 3 kV (50 Hz; 1 min)
Impulse Withstand Voltage	> 6 kV between Life parts
Insulation Resistance	> 10 MΩ between Life parts (500 VDC; 1 min)
Overvoltage Category	III acc. to IEC 60664-1
Pollution Degree	3 (250 VAC), 2 (500 VAC) acc. to IEC 60664-1

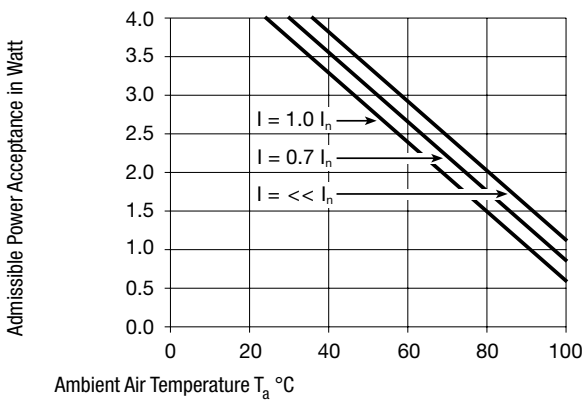
Detailed information on product approvals, code requirements, usage instructions and detailed test conditions can be looked up in [General Product Information](#)

Dimension  35.4 mm



Solder pads

Derating Curves



All Variants

Holder	Material	Reflow Condition	Remark	Order Number
●	Thermoplastic	acc. to JEDEC J-STD-020D, T _p =245 +/-5 °C, t _p = max. 30 s	-	0031.8241
●	Thermoplastic	acc. to JEDEC J-STD-020D, T _p =245 +/-5 °C, t _p = max. 30 s	-	0031.8241.F1
●	Spec. Thermoplastic 2	acc. to JEDEC J-STD-020D, T _p =260 +/-5 °C, t _p = max. 30 s	-	0031.8242
●	Spec. Thermoplastic 2	acc. to JEDEC J-STD-020D, T _p =260 +/-5 °C, t _p = max. 30 s	-	0031.8242.F1

Most Popular.

Availability for all products can be searched real-time: <http://www.schurter.com/en/Stock-Check/Stock-Check-SCHURTER>

Spec. thermoplastic is suitable for use in devices according to IEC 60335-1 for appliances in unattended use (clause 30.2.3). This standard includes the enhanced requirements of glow wire tests acc. to IEC 60695-2-12 and -13.

Packaging Unit	xxxx.xxxx	Bulk 178 x 91 x 71 mm (100 pcs.)
	xxxx.xxxx.F1	Bar Packaging (20x50 pcs.)

Accessories

Description



Cover for OGD, OGD-SMD
Cover for Holder OGD, OGD-SMD