

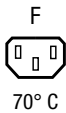
IEC Appliance Outlet F Shuttered with Fuseholder 1-pole

Plug removal necessary for fuse replacement



Snap-in version

with neon indicator



Description

- Panel Mount :
Snap-in version from front side
- 3 Functions :
Connector shuttered Protection class I , Fuseholder for fuse-links 5 x 20 mm 1-pole , with or without neon indicator
- Solder terminals 3.8 x 0.8 mm

Approvals

- Approval Reference Type: 4719
- VDE Certificate Number: 40030183
- UL File Number: E93617

Characteristics

- With internal connections, except neon indicator to allow for different configurations
- Neon indicator with wire terminals (80...250V)
- With slotted screw type fuseholder
- Suitable for use in equipment according to IEC/UL 60950

Other versions on request

- For protection class II

Weblinks

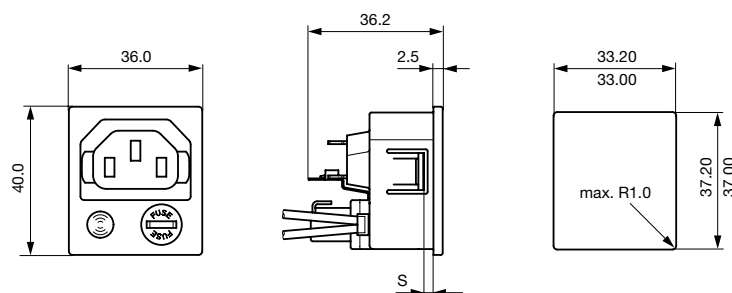
[pdf datasheet](#), [html-datasheet](#), [General Product Information](#), [RoHS](#), [CHINA-RoHS](#), [REACH](#), [Distributor-Stock-Check](#), [Accessories](#), [Detailed request for product](#)

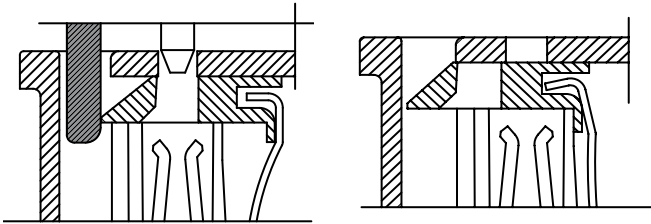
Technical Data

Ratings IEC	10A / 250VAC; 50Hz	appliance inlet/-outlet	F acc. to IEC 60320-1, UL 498, CSA C22.2 no. 42 (for cold conditions) pin-temperature 70 °C, 10A, Protection Class I
Ratings UL/CSA	10A / 250VAC; 60Hz	Fuseholder	1-pole, Shocksafe category PC2 acc. to IEC 60127-6, for fuse-links 5 x 20mm
Dielectric Strength	> 2.5kVAC between L-N > 3kVAC between L/N-PE (1 min/50Hz)	Rated Power Acceptance @ Ta 23 °C	5 x 20: 1.6W (1 pole)
Allowable Operation Temperature	-25 °C to 70 °C	Power Acceptance @ Ta > 23°C	Admissible power acceptance at higher ambient temperature see derating curves
IP-Protection	from front side IP 40 acc. to IEC 60529		
Insulation cover	Suitable for appliances with protection class I acc. to IEC 61140		
Terminal	Solder terminals 3.8 x 0.8 mm except neon indicator		
Panel Thickness s	Snap-in: 1/1.2/1.5/2/2.5/3 mm		
Material: Housing	Thermoplastic, black, UL 94V-0		

Detailed information on product approvals, code requirements, usage instructions and detailed test conditions can be looked up in [General Product Information](#)

Dimensions

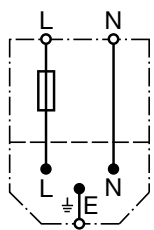




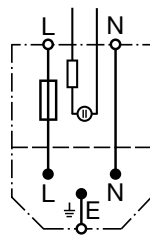
Shutter operation:
shutters opened by plug insertion

Shutter operation:
shutters closed when plug is removed

Diagrams



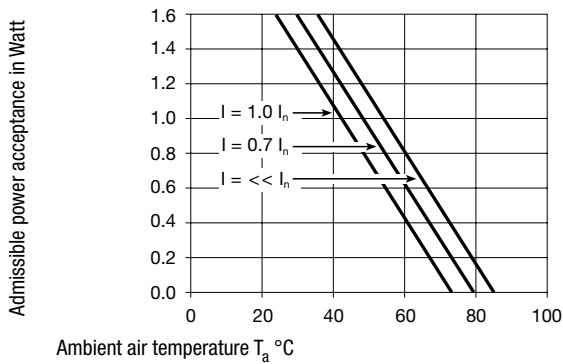
Version without neon indicator



Version with neon indicator

Derating Curves

1-pole



All Variants

Panel Thickness s [mm]	Neon indication	Order Number
1	●	4719.3300
1.2	●	4719.8300
1.5	●	4719.4300
2	●	4719.5300
2.5	●	4719.6300
3	●	4719.7300
1		4719.3310
1.2		4719.8310
1.5		4719.4310
2		4719.5310
2.5		4719.6310
3		4719.7310

Panel Thickness s [mm]	Neon indication	Order Number
---------------------------	-----------------	--------------

Most Popular.

Availability for all products can be searched real-time:<http://www.schurter.com/en/Stock-Check/Stock-Check-SCHURTER>

Packaging unit 100 Pcs

Accessories

Description



Wire Harness
Wire harness for SCHURTER products



Assorted Covers
Rear Cover

0859.0075

Mating Inlets/Plugs

Category / Description

[Plug Overview complete](#)



IEC Plug E, Cord Connector (Rewireable), Straight, max. cable Diameter 8.5 mm	4732
IEC Plug E, Cord Connector (Rewireable), Straight, max. Cable Diameter 10 mm	4735
IEC Plug E, Cord Connector (Rewireable), Straight	9009
IEC Plug E, Cord Connector (Rewireable), Angled, max. Cable Diameter 8.5 mm	4733
IEC Plug E, Cord Connector (Rewireable), Angled, max. Cable Diameter 10 mm	4736
Plug further types to 4719	...