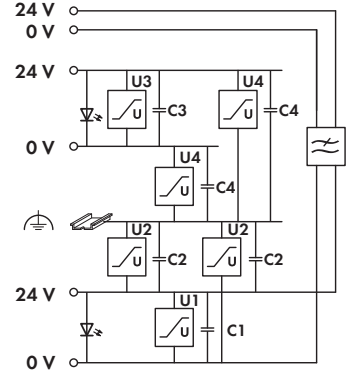
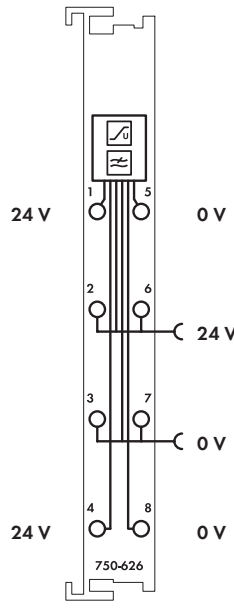
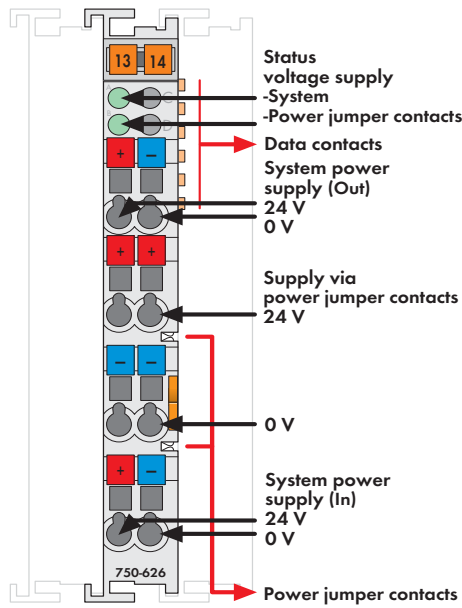


# Filter Module

for system and field side power supply



750-626, 750-626/025-000: Voltage limitation  
 U1=U2=U3=U4=39V, C1=C2=20µF, C3=C4=10µF  
 750-626/020-000, 750-626/025-001: Voltage limitation  
 U1=U3=39V, U2=U4=150V, C1=C2=20µF, C2=C4=10nF, C3=10µF

Delivered without miniature WSB markers

The WAGO-I/O-SYSTEM 750 can also be used in shipbuilding applications and onshore/offshore installations (e.g., platforms, loading facilities). This is possible via certification under the standards of leading agencies such as Germanischer Lloyd and Lloyds Register. Proper system operation is ensured (certified) by using this overvoltage protection module. The module filters the 24V system power supply and is equipped with surge suppression. High-insulation versions are optimized for use in systems with insulation monitoring.

### 750-626/020-000

- Required for shipbuilding certified operation with both 750 Series couplers and programmable controllers.

### 750-626

- Required for shipbuilding certified operation with both 758 Series IPCs and 750-625 Ex-i supply module.
- Required for the use of 750 Series PROFIsafe modules.

Description	Item No.	Pack. Unit
24V DC Power Supply Filter with Overvoltage (Surge) Protection, High Isolation	750-626/020-000	1
24V DC Power Supply Filter with Overvoltage (Surge) Protection /HI /T	750-626/025-001	1
Extended temperature range: -20 °C ... +60 °C		
24V DC Power Supply Filter with Overvoltage (Surge) Protection	750-626	1
24V DC Power Supply Filter with Overvoltage (Surge) Protection /T	750-626/025-000	1
Extended temperature range: -20 °C ... +60 °C		
Accessories	Item No.	Pack. Unit
<b>Miniature WSB Quick marking system</b>		
plain	248-501	5
with marking	see Section 11	
Approvals		
Conformity marking	CE	
Korea Certification		<sup>1)</sup>
Marine applications (versions upon request)	ABS, BV, DNV, GL, KR, LR, NKK, PRS, RINA	
UL 508		
ANSI/ISA 12.12.01	Class I, Div. 2, Grp. ABCD, T4	
TÜV 07 ATEX 554086 X	I M2 Ex d I Mb, II 3 G Ex nA IIC T4 Gc, II 3 D Ex tc IIIC T135°C Dc	
IECEX TUN 09.0001 X	Ex d I Mb, Ex nA IIC T4 Gc, Ex tc IIIC T135°C Dc	

<sup>1)</sup> Does not apply to 750-626/025-001

Technical Data	
Voltage via power jumper contacts (max.)	24 V DC (-25 % ... +30 %)
Current via power jumper contacts (max.)	10 A DC
Current via system voltage (max.)	1.5 A (1 A up to hardware 04)
Wire connection	CAGE CLAMP®
Cross sections	0.08 mm <sup>2</sup> ... 2.5 mm <sup>2</sup> / AWG 28 ... 14
Strip lengths	8 ... 9 mm / 0.33 in
Width	12 mm
Weight	51 g
EMC immunity of interference	acc. to EN 61000-6-2, marine applications
EMC emission of interference	acc. to EN 61000-6-3, marine applications