



## range introduction

Masterseal Plus™ has been specifically developed for use in both outdoor and indoor environments, and where wiring devices and accessories would be at risk from penetration by dust or water. With a rating of IP66, Masterseal Plus™ offers total protection against dust, and is protected against high pressure jets of water from any direction.

Masterseal Plus™ sockets can seal around virtually any standard 13A plug – including moulded plugs – allowing safe connection for any appliance.

An improved catch eases the opening and closing of the lid, whilst ensuring the integrity of the seal. The seal is fixed to the mounting frame of the product, enabling rapid installation, and removing the risk of error when placing a floating gasket.

The Masterseal Plus™ range extends to over 90 product variations as the new enclosures house selected products from the Logic Plus portfolio – thus offering all the benefits of the Logic Plus range within the new Masterseal Plus™ enclosures.

Masterseal Plus™ is perfectly suited to a range of indoor and outdoor applications including factories, laboratories, swimming pools, commercial kitchens, industrial units, warehouses, clean rooms and more.

## features and benefits

### IP66

Masterseal Plus™ offers total dust ingress protection, and is protected against high-pressure water jets from any direction.

### Robust Construction and Temperature Tolerant

Masterseal Plus™ will not discolour, crack or fade in UV light (unlike many other plastics), and will maintain operation in extremes of heat and cold.

### Impact and Environmental Protection


Masterseal Plus™ enclosures are made from recycled polycarbonate, one of the toughest thermoplastics available – incidentally also used in products such as motorcycle helmets. The raw materials are actually waste material collected from other manufacturing plants. This not only diverts material otherwise destined for landfill, but also prevents an equivalent amount of virgin material being produced along with the associated savings in energy, providing a significant reduction in carbon footprints.

### Widest Range

The Masterseal Plus™ range extends to over 90 product variants. The new enclosures house any product from the Logic Plus range, and enclosures and switches are available in Grey, White and Black.

### 20 Year Guarantee

Masterseal Plus™ is guaranteed for an industry-leading 20 years. (10 years for electronic products)





## Switch Socket Outlets, Timer Socket Outlets, and Key Operated Socket Outlets

13 AMP  
IP66

RCD PROTECTED  
13 AMP  
IP66

## Socket Outlets

13 AMP  
IP66

16 AMP  
IP66



K56486GRY



K56482BLK



K56488GRY



K56485GRY



K56485WHI



K56487GRY



K56301GRY



K56231BLK



K56233WHI



K56480GRY



K56481WHI



K56481BLK



K56483GRY



K56483WHI



K56483BLK

**K56486GRY**  
**K56486WHI**  
**K56486BLK**

13 AMP DP  
1 GANG  
SWITCHED

**K56482GRY**  
**K56482WHI**  
**K56482BLK**

13 AMP DP  
2 GANG  
SWITCHED

**K56488GRY**  
**K56488WHI**  
**K56488BLK**

13 AMP DP SWITCHED  
2 GANG  
NEON  
CLEAR COVER

Fixing holes are for No.8 woodscrews (not supplied).

**K56486** has 4 x 20mm entries, 1 on top, bottom and each side and is supplied with an earth terminal in the back box.

2 gang backbox has 5 cable entries, 2 on top and 1 centrally on other 3 sides. Supplied with earth terminals in backbox.

DIMENSIONS:  
1 gang: 157 x 110 x 89mm  
2 gang: 157 x 175 x 89mm

BS 1363 Pt. 2: 1995

IP66 BS EN 60529: 1992

**K56485GRY**  
**K56485WHI**  
**K56485BLK**

13 AMP SP  
1 GANG  
WITH ELECTRONIC TIMER MODULE

**K56487GRY**  
**K56487WHI**  
**K56487BLK**

13 AMP 1 GANG DP  
KEY OPERATED SOCKET

Timer Module meets the requirements of IEC 60730-1 and IEC 60730-2-7 Standards

**K56301GRY**  
**K56301WHI**  
**K56301BLK**

1 GANG DP  
30 mA RATED TRIPPING CURRENT  
ACTIVE CONTROL CIRCUIT

**K56231GRY**  
**K56231WHI**  
**K56231BLK**

2 GANG SP  
30 mA RATED TRIPPING CURRENT  
ACTIVE CONTROL CIRCUIT

**K56233GRY**  
**K56233WHI**  
**K56233BLK**

2 GANG SP  
30 mA RATED TRIPPING CURRENT  
PASSIVE CONTROL CIRCUIT

RCD protected sockets are pulsating d.c. and a.c. fault current sensitive.

Fixing holes are for No.8 woodscrews (not supplied).

Supplied with an earth terminal in the back box. The Sentrysocket has 5 entries. Suitable for supply voltage of 240V a.c. 50Hz

Standard Shutters.

DIMENSIONS: 157 x 175 x 89mm

BS 7288: 1990

IP66 BS EN 60529: 1992

**K56480GRY**  
**K56480WHI**  
**K56480BLK**

13 AMP 1 GANG  
UNSWITCHED

**K56481GRY**  
**K56481WHI**  
**K56481BLK**

13 AMP 2 GANG  
UNSWITCHED

Fixing holes are for No.8 woodscrews (not supplied).

**K56480** has 4 x 20mm entries, 1 on top, bottom and each side and is supplied with an earth terminal in the back box.

BS 1363: Pt2: 1995

IP66 BS EN 60529: 1992

**K56481** Backbox has 5 cable entries, 2 on top and 1 centrally on other 3 sides. Supplied with earth terminals in backbox.

DIMENSIONS:  
1 gang: 157 x 110 x 89mm  
2 gang: 157 x 175 x 89mm

BS 1363 Pt.2: 1995

IP66 BS EN 60529: 1992

**K56483GRY**  
**K56483WHI**  
**K56483BLK**

16 AMP  
1 GANG  
2P+E  
UNSWITCHED  
(NON UK)

Fixing holes are for No.8 woodscrews (not supplied).

**K56483** is for use with plugs having right angled cable exit.

DIMENSIONS:  
157 x 110 x 89mm

IEC60884-1: 2006

IP66 BS EN 60529: 1992

Masterseal enclosures are manufactured from polycarbonate. This provides an extremely high level of impact resistance. However some chemicals and synthetic oils can harm polycarbonate.

Refer to Technical Hotline for assistance  
+44 (0) 1268 563720



Key Operated  
Switches

20 AMP  
IP66



K56425GRY



K56425WHI



K56425BLK

K56425GRY  
K56425WHI  
K56425BLK

20 AMP  
1 GANG  
DP KEY OPERATED SWITCH

1  
1  
1

Connection  
Units

13 AMP  
IP66



K56410WHI



K56410BLK



K56410GRY

K56410GRY  
K56410WHI  
K56410BLK

13 AMP DP  
1 GANG  
SWITCHED, FUSED

1  
1  
1

Switches

10 AMP  
IP66



K56400GRY



K56400BLK



K56401GRY



K56401WHI

K56400GRY  
K56400WHI  
K56400BLK

10 AMP 1 GANG  
SP ONE-WAY

K56401GRY  
K56401WHI  
K56401BLK

10 AMP 1 GANG  
SP TWO-WAY

1  
1  
1

10 AMP  
IP66



K56402BLK



K56402WHI



K56406GRY



K56406WHI

K56402GRY  
K56402WHI  
K56402BLK

10 AMP 2 GANG  
SP ONE-WAY

K56406GRY  
K56406WHI  
K56406BLK

10 AMP 1 GANG  
DP ONE-WAY

1  
1  
1

10 AMP  
IP66



K56407GRY



K56407BLK



K56408WHI



K56408BLK

K56407GRY  
K56407WHI  
K56407BLK

10 AMP 1 GANG  
SP TWO-WAY  
PUSH TO MAKE OR  
PUSH TO BREAK  
'BELL'

K56408GRY  
K56408WHI  
K56408BLK

10 AMP 1 GANG  
SP TWO-WAY  
PUSH TO MAKE OR  
PUSH TO BREAK  
'PRESS'

1  
1  
1

1  
1  
1

Fitted with a 13A fuse link to BS 1362.  
Fixing holes are for No.8 woodscrews  
(not supplied)

K56425 Backbox has 4 x 20mm entries,  
1 on top, bottom and each side and is  
supplied with an earth terminal in the  
back box.

DIMENSIONS:  
1 gang: 157 x 110 x 89mm  
BS EN 60669-1: 1999  
IP66 BS EN 60529: 1992

Fitted with a 13A fuse link to BS 1362.  
Fixing holes are for No.8 woodscrews  
(not supplied)

Backbox has 4 x 20mm entries, 1 on  
each edge, and is supplied with an earth  
terminal in the backbox.

DIMENSIONS:  
157 x 110 x 89mm  
BS 1363 Pt.4: 1995  
IP66 BS EN 60529: 1992

Fixing holes are for No.8 woodscrews  
(not supplied).

Each switch is fitted with a neon which  
can be wired as a locator.

The enclosure has 4 x 20mm entries,  
1 on top, bottom and each side and is  
supplied with an earth terminal and a  
loop terminal in the back box.

These switches (except push switches)  
do NOT have to be derated when used  
with fluorescent or inductive loads.

DIMENSIONS:  
95 x 95 x 57mm  
BS EN 60669-1: 1999  
IP66 to BS EN 60529: 1992

Fixing holes are for No.8 woodscrews  
(not supplied).

Each switch is fitted with a neon which  
can be wired as a locator.

The enclosure has 4 x 20mm entries,  
1 on top, bottom and each side and is  
supplied with an earth terminal and a  
loop terminal in the back box.

These switches (except push switches)  
do NOT have to be derated when used  
with fluorescent or inductive loads.

DIMENSIONS:  
95 x 95 x 57mm  
BS EN 60669-1: 1999  
IP66 to BS EN 60529: 1992

Fixing holes are for No.8 woodscrews  
(not supplied).

Each switch is fitted with a neon which  
can be wired as a locator.

The enclosure has 4 x 20mm entries,  
1 on top, bottom and each side and is  
supplied with an earth terminal and a  
loop terminal in the back box.

These switches (except push switches)  
do NOT have to be derated when used  
with fluorescent or inductive loads.

DIMENSIONS:  
95 x 95 x 57mm  
BS EN 60669-1: 1999  
IP66 to BS EN 60529: 1992



## Grid Plus Enclosures

## Switch Enclosures

## Switch Modules

20 AMP  
IP66

IP56

IP66

10 AMP

20 AMP



K56409GRY



K56409WHI



K56409BLK



K56414GRY



K56414WHI



K56414BLK



K56420GRY



K56421WHI



K56422BLK



K56422GRY



56881 BLK



56882 BLK



56883 BLK



56891 BLK



56892 BLK



56893 BLK



56896 BLK

### K56409GRY K56409WHI K56409BLK

20 AMP 1 GANG  
DP ONE-WAY  
'PRESS'

1  
1  
1

### K56414GRY K56414WHI K56414BLK

MODULAR GRID PLUS ENCLOSURE  
SUPPLIED WITH 1 AND 2 GANG  
INSERTS\*

1  
1  
1

### K56420GRY K56420WHI K56420BLK

1 GANG FOR USE WITH ANY  
ONE SWITCH MODULE

### K56421GRY K56421WHI K56421BLK

1 GANG WITH NEON  
FOR USE WITH ANY SWITCH  
AND ANY NEON MODULE

### K56422GRY K56422WHI K56422BLK

2 GANG FOR USE WITH ANY  
TWO SWITCH MODULES

1  
1  
1

1  
1  
1

1  
1  
1

### 56881 BLK

10 AMP SP  
ONE-WAY

### 56882 BLK

10 AMP SP  
TWO-WAY

### 56883 BLK

10 AMP DP  
ONE-WAY

10

10

10

### 56891 BLK

20 AMP SP  
ONE-WAY

### 56892 BLK

20 AMP SP  
TWO-WAY

### 56893 BLK

20 AMP  
INTERMEDIATE

### 56896 BLK

20 AMP DP  
ONE-WAY

10

10

10

10

Fixing holes are for No.8 woodscrews (not supplied).

Each switch is fitted with a neon which can be wired as a locator.

The enclosure has 4 x 20mm entries, 1 on top, bottom and each side and is supplied with an earth terminal and a loop terminal in the back box.

These switches (except push switches) do NOT have to be derated when used with fluorescent or inductive loads.

DIMENSIONS:  
95 x 95 x 57mm

BS EN 60669-1: 1999

IP66 to BS EN 60529: 1992

Fixing holes are for No.8 woodscrews (not supplied). Backbox has 4 x 20mm entries, 1 on top, bottom and each side. Supplied with an earth terminal and a loop terminal in the backbox.

DIMENSIONS:  
95 x 95 x 80mm

BS EN 60669-1: 1999

IP56 to BS EN 60529: 1992

\* NOTE: Installers may select any switch or neon modules, excluding dimmers, from Grid Plus range and configure product to suit installation requirements.

Fixing holes are for No.8 woodscrews (not supplied).

Each enclosure is fitted with a neon which should be wired as a locator.

The enclosure has 4 x 20mm entries, 1 on top, bottom and each side and is supplied with an earth terminal and a loop terminal in the back box.

NOTE: These enclosures are for use with the Masterseal Plus™ switch and neon modules.

DIMENSIONS:  
95 x 95 x 57mm

IP66 to BS EN 60529: 1992

For use only with Masterseal Plus™ switch enclosures.

These switches do NOT have to be derated when used with fluorescent or inductive loads.

BS EN 60669-1: 1999

For use only with Masterseal Plus™ switch enclosures.

These switches do NOT have to be derated when used with fluorescent or inductive loads.

BS EN 60669-1: 1999

Neon  
Modules

Data/Telecom  
Enclosures  
Euro Format

Euro Data  
Modules

Junction  
Boxes

IP66

TELECOM

DATA

30 AMP  
IP66



56889 RED




K56423GRY



K56423WHI




K56423BLK



K5820WHI



K5820BLK



K5821WHI



K5821BLK



K5844WHI



K5887WHI




K5887BLK



K56506GRY



K56506WHI  
(COVER ON)



K56506WHI  
(COVER OFF)

**56889 RED**  
200-250V NEON  
RED

10

**K56423GRY  
K56423WHI  
K56423BLK**  
1 GANG  
DATA ENCLOSURE  
FOR 2 MODULE EURO OUTLET  
HALF MODULE BLANKS SOLD  
SEPARATELY

1  
1  
1

**K5820 WHI  
K5820 BLK**  
BT MASTER  
ONE MODULE  
**K5821 WHI  
K5821 BLK**  
BT SECONDARY  
ONE MODULE

5  
5

**K5844 WHI**  
RJ45 Cat 5e  
ANGLED UNSCREENED  
ONE MODULE  
**K5887 WHI  
K5887 BLK**  
RJ11/12  
ONE MODULE

5  
5

5

**K56506GRY  
K56506WHI  
K56506BLK**  
JUNCTION BOX  
WITH FOUR  
4-WAY TERMINALS

5  
5

1  
1  
1

BS 5733: 1995

2 data modules can be accommodated providing care is used to ensure that the cables are correctly routed through the outlet.  
Fixing holes are for No.8 woodscrews (not supplied).  
Backbox has 4 x 20mm entries, 1 on each edge. Supplied with an earth terminal and a loop terminal in the backbox.  
DIMENSIONS:  
157 x 110 x 89mm  
IP66 to BS EN 60529: 1992

DIMENSIONS:  
25 x 50mm  
BS 6312 Pt.2

**K5844**  
Enhanced Cat 5e performance.  
Suitable for both 568A and 568B wiring schemes.  
TIA/EIA TSB40A: Cat 5e  
TIA/EIA 568-A: Cat 5e  
ISO/IEC11801: Cat 5e  
**K5887**  
Suitable for both RJ11 and RJ12 jacks  
RJ11: 4 wire  
RJ12: 6 wire  
FCC68  
DIMENSIONS:  
25 x 50mm

Fixing holes are for No. 8 woodscrews (not supplied).  
The enclosure has 4 entries, 1 on top, bottom and both sides.  
TERMINAL CAPACITY:  
Each terminal block accepts four 2.5mm<sup>2</sup> cables.  
DIMENSIONS:  
95 x 95 x 65mm  
BS 6220: 1983  
IP66 to BS EN 60529





## Flush Mounting Frames

## Flush Mounting Bezels

## Conduit Entries

## Accessories



### K56500GRY K56500WHI

1 GANG  
PLASTER/TILE  
FLUSH MOUNTING FRAME  
WITH PROTECTIVE COVER  
FOR USE WITH 157 X 110MM  
PRODUCTS

### 56500 GRY 56500 WHI

1 GANG  
PLASTER/TILE  
FLUSH MOUNTING FRAME  
WITH PROTECTIVE COVER  
FOR USE WITH 95 X 95MM  
PRODUCTS

### K56501GRY K56501WHI

2 GANG  
PLASTER/TILE  
FLUSH MOUNTING FRAME  
WITH PROTECTIVE COVER

The Flush adaptors for plaster and tile can be used with finish depths up to 20mm, by using the spacers provided. Allows flush mounted Masterseal Plus™ products to maintain their IP rating. Can be used with side entry or back entry enclosures.

DIMENSIONS:  
56500: 115 x 115 x 34mm  
K56500: 135 x 135 x 34mm  
K56501: 135 x 195 x 34mm

### K56502GRY K56502WHI

1 GANG  
FLUSH MOUNTING BEZEL  
FOR USE WITH 157 X 110MM  
PRODUCTS

### 56502 GRY 56502 WHI

1 GANG  
FLUSH MOUNTING BEZEL  
FOR USE WITH 95 X 95MM  
PRODUCTS

### K56503GRY K56503WHI

2 GANG  
FLUSH MOUNTING BEZEL

The Flush adaptors for brick and cavity walls should be used on vertical surfaces where no additional finishing, such as plastering is required.

Allows flush mounted Masterseal Plus™ products to maintain their IP rating.

Can only be used with back entry enclosures.

Supplied with 4 self tapping screws to fix enclosure to mounting bezel.

Clip-on surround hides mounting screws.

DIMENSIONS:  
56502: 145 x 145 x 41mm  
K56502: 165 x 165 x 41mm  
K56503: 165 x 245 x 41mm

### 56460 GRY 56460 WHI

ENTRY BLANK

### 56461 BLK 56461 WHI

PVC CABLE ENTRY  
TO PROVIDE DIRECT  
ENTRY OF POWER CABLE  
TO THE UNIT VIA THE  
BOTTOM BOX ENTRY

### 56462 BLK 56462 WHI

20MM PLAIN CONDUIT  
ENTRY PUSH FIT ADAPTOR  
BETWEEN BACK BOX AND  
20MM PLAIN CONDUIT

### 56463 BLK 56463 WHI

20MM THREADED  
CONDUIT ENTRY PUSH FIT  
ADAPTOR BETWEEN  
BACK BOX AND 20MM  
THREADED CONDUIT

### 56464 GRY 56464 WHI

BOX COUPLER  
FOR GANGING ONE  
MASTERSEAL OR MASTERSEAL  
PLUS™  
BOX NEXT TO ANOTHER

### 56837 BLK

REPLACEMENT GEL SEAL  
FOR SOCKETS

### 9933

M20 EARTH LEAD  
ADAPTOR FOR EARTHING  
METAL CONDUIT

### 56890 GRN

REPLACEMENT  
NEON LOCATOR

### K9944

FLANGE FOR  
PANEL MOUNTING  
1 GANG 95 X 95MM MODULES