

SPECIFICATION FOR APPROVAL

客 戶

CUSTOMER:

客 戶 料 號

CUSTOMER PARTS NO.:

品 名

AC AXIAL FAN

DESCRIPTION:

機種

4E-115S-W

MODEL NO.:

檔案序號

A4E0011HS-B1

FILE NO.:

核示	研發	品保	版數
ISSUE	R&D	QA	REVISION

客 戶 承 認

CUSTOMER APPROVAL

BI-SONIC TECHNOLOGY CO., LTD

HEADQUARTER: 2F, NO. 137, LANE 235, PAO CHAIO RD.,

HSIN-TIEN CITY, TAIPEI HSIEN, 231, TAIWAN, R.O.C.

TEL:(02)89192168 FAX:(02)89192169

PERFORMANCE SPECIFICATION

PRODUCT TITLE : AC AXIAL FAN

MODEL NO : 4E-115S-W

1 · SCOPE :

THIS SPECIFICATION DEFINES THE ELECTRICAL AND MECHANICAL CHARACTERISTICS OF THE AC AXIAL FLOW FAN THE FAN MOTOR IS SHADED POLE MOTOR WITH EXTERNAL ROTOR.

2 · ELECTRICAL CHARACTERISTICS :

ALL MEASUREMENTS PERFORMED AT 20-30°C ROOM TEMPERATURE & 50-70% R.H. UNLESS OTHERWISE SPECIFIED. SPEED MEASURED AFTER CONTINUOUS 10 MINUTE OPERATION AT RATED VOLTAGE IN CLEAN AIR.

ITEM	DESCRIPTION	UNIT	SYMBOL	SPEC.		CONDITION
				50Hz	60Hz	
1	RATED VOLTAGE	VOLTS	V	115	AC	
2	OPERATION VOLTAGE	VOLTS	V	105~125	AC	
3	INPUT CURRENT	AMP	A	0.25MAX	0.24MAX	AT RATED VOLTAGE
4	INPUT POWER	WATTS	W	24MAX	22MAX	AT RATED VOLTAGE
5	ROTATION SPEED	RPM	RPM	2650±10%	3000±10%	AT RATED VOLTAGE FREE AIR
6	ACOUSTICAL NOISE (AVG)	dB(A)	dB(A)	41±10%	45±10%	DETAILS SEE ATTACHED PAGE.
7	MAX. AIR-FLOW	CFM	Q	82.4±10%	95.6±10%	TWO-CHAMBER METHODS DETAILS SEE ATTACHED PAGE.
8	MAX. AIR-PRESSURE	mmH ₂ O	P	6.7±10%	7.4±10%	TWO-CHAMBER METHODS DETAILS SEE ATTACHED PAGE.
9	INSULATION RESISTANCE	MEG. OHM	MΩ	100MΩ MIN. AT 500V DC		BETWEEN FRAME AND LEAD WIRE.
10	DIELECTRIC STRENGTH			WITHSTANDING AT 1400V AC 60Hz. FOR 1 MINUTE		BETWEEN FRAME AND LEAD WIRE.

**BI-SONIC TECHNOLOGY
CO., LTD.**

FILE NO :

A4E0011HS-B1

REVISIONS :

ITEM	DESCRIPTION	SPEC.	
11	ROTATION	CW VIEW FROM NAME PLATE SIDE	
12	AIR-FLOW DIRECTION	AIR INTAKE OVER THE STRUTS	
13	INSULATION CLASS	CLASS B	
14	LIFE EXPECTANCY	20000 HOURS CONTINUOUS	☐
15	SAFETY APPROVAL	UL. CSA. TUV. CE. IP54.	

☐ LIFE IS DEFINED AS THE TIME MOTOR SPEED DECREASED MORE THAN 30% COMPARED WITH INITIAL VALUE.

3、MECHANICAL

- 3-1. DIMENSIONS----- SEE SECTION 8
- 3-2. FRAME ----- METAL CONSTRUCTION WITH ALUMINUM DIE-CASTING.
- 3-3. IMPELLER----- MADE OF METAL MATERIAL SPOT WELDING ON ROTOR SHELL.
- 3-4. COATING ----- CED (CATHONIC ELECTRODEPOSITION COATING WITH EPOXY) COATING ON METAL SURFACE BE CAPABLE OF IMPACT RESISTANT AND ABRASION RESISTANT.
- 3-5. BEARING SYSTEM ----- SLEEVE BEARING
- 3-6. WEIGHT----- 600 GRAMS
- 3-7. LEAD WIRE ----- 1007 AWG # 22
- 3-8. TYPE OF OUTPUT : LEADWIRE
- 3-9. PLASTIC PARTS----- UNFLAMABLE MATERIAL , MEET UL 94V-0 RATING.

4、ENVIRONMENTAL :

- 4-1. OPERATING TEMPERATURE----- -10 TO +70°C
- 4-2. STORAGE TEMPERATURE ----- -30 TO +75°C

BI-SONIC TECHNOLOGY CO., LTD	FILE NO :	A4E0011HS-B1	REVISIONS :	
---	-----------	--------------	-------------	--

4-3. OPERATING HUMIDITY ----- RH 20% ~ 85%

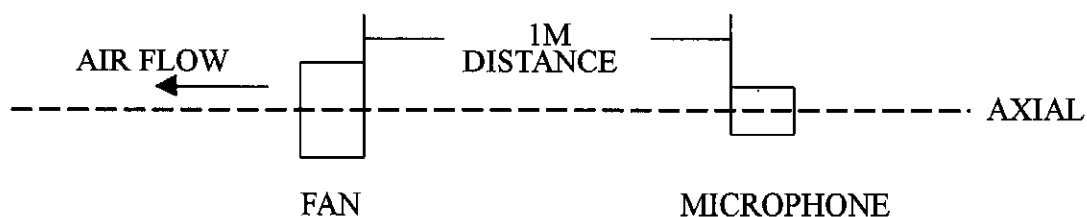
5 · PROTECTION :

5-1. IMPEDANCE PROTECTION

IMPEDANCE OF MOTOR COIL WINDING PROTECTS MOTOR FROM FLAMING IN THE CONDITION OF 72 Hrs LOCKED ROTOR AT RATED VOLTAGE.

6 · ACOUSTICAL NOISE :

6-1. MEASUREMENT SET-UP



6-2. MEASUREMENT PERFORMED IN ANECHOIC TEST CHAMBER UNDER FREE AIR CONDITION ·

6-3. CHAMBER BACKGROUND NOISE 17dB MAX ·

6-4. READING TAKEN FROM SPECTRUM ANALYZER ·

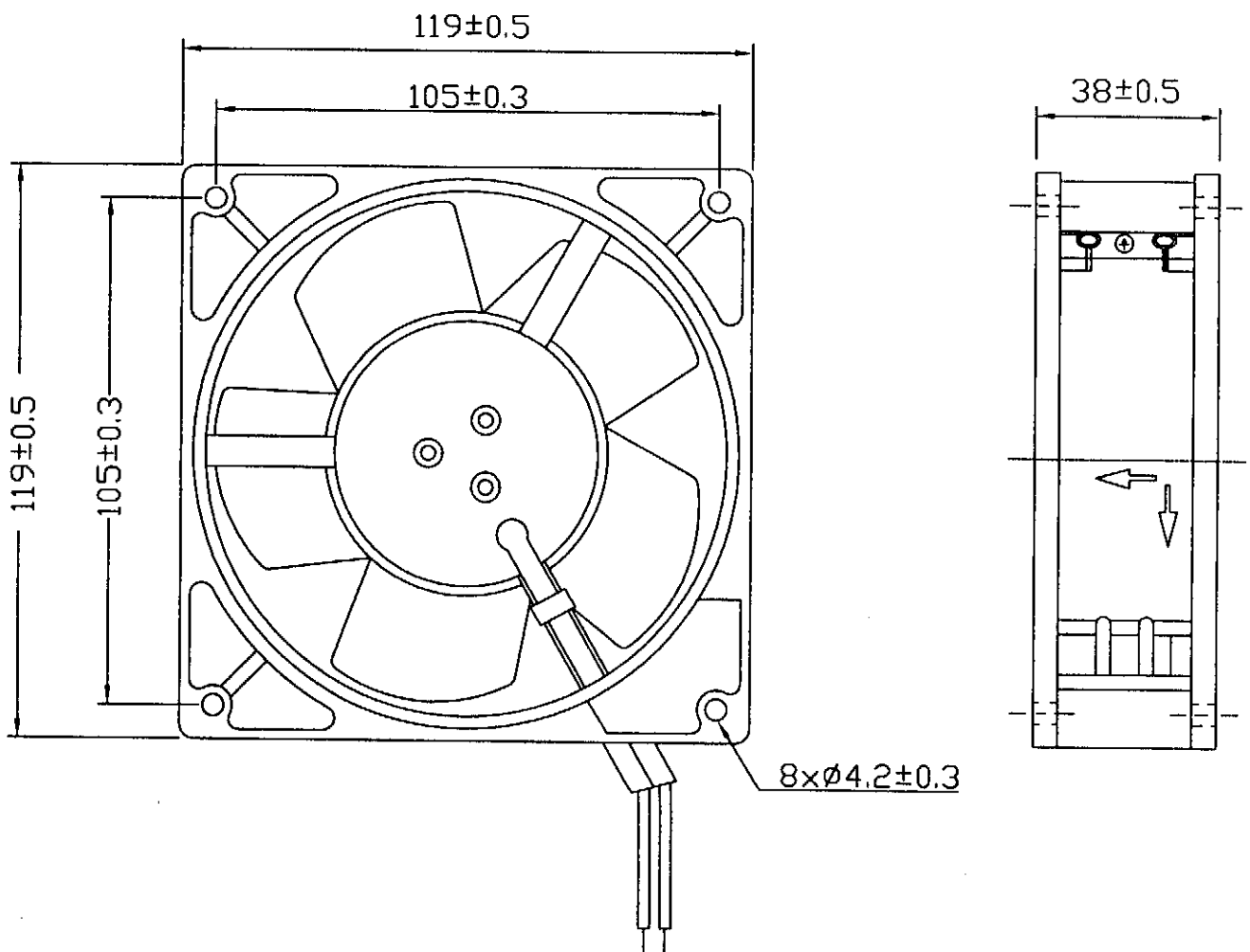
6-5. NOISE DISTRIBUTION CURVE SEE ATTACHED PAGE ·

7 · STATICS PRESSURE VS AIR FLOW CURVE :

MEASURED PER TWO CHAMBER METHOD ·
DATA-CURVE SEE ATTACHED PAGE ·

8、DIMENSIONS DRAWING：

UNIT:mm



**BI-SONIC TECHNOLOGY
CO., LTD.**

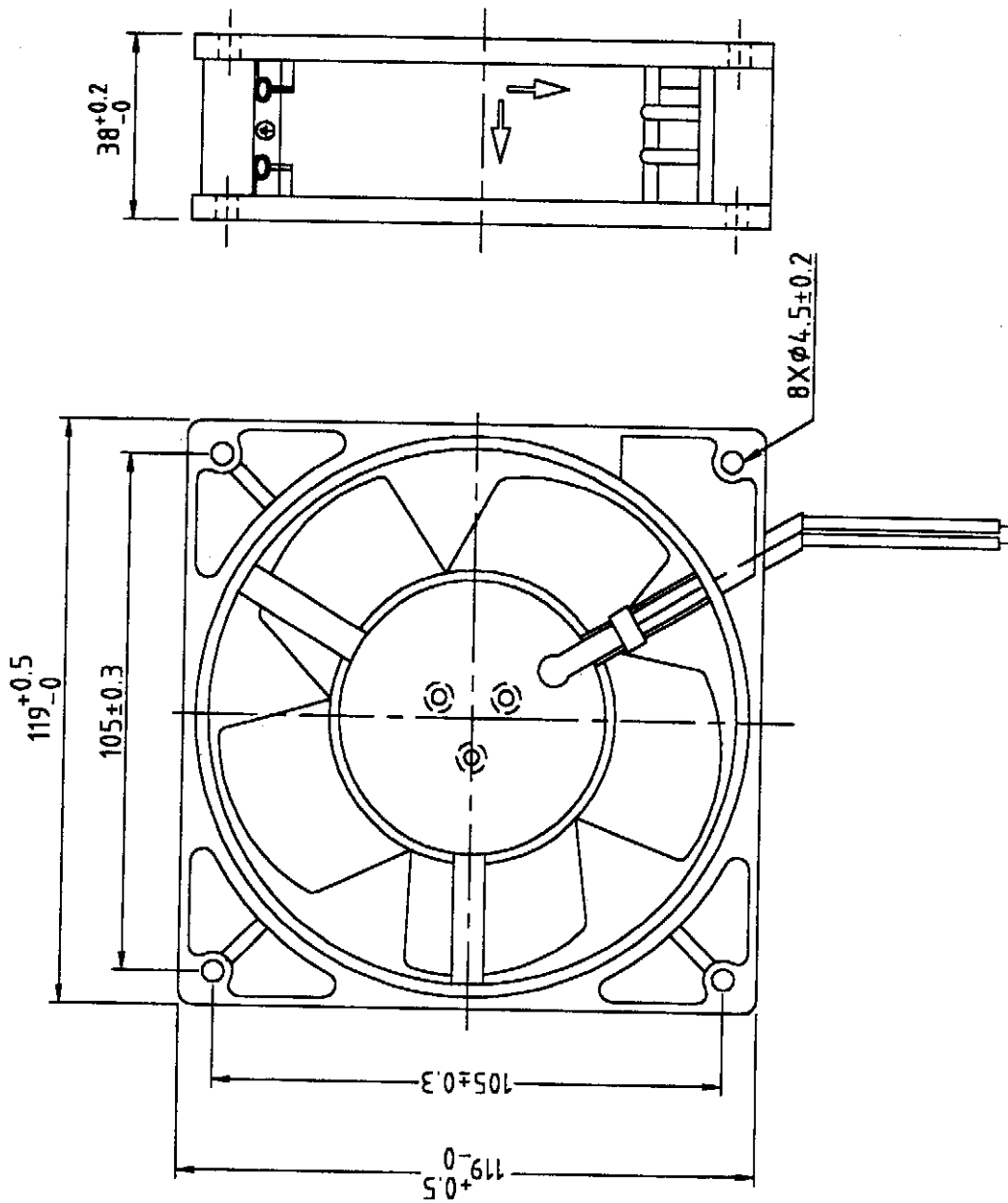
FILE NO：

A4E0011HS-B1

REVISIONS：

8、DIMENSIONS DRAWING :

UNIT: mm



BI-SONIC TECHNOLOGY
CO., LTD.

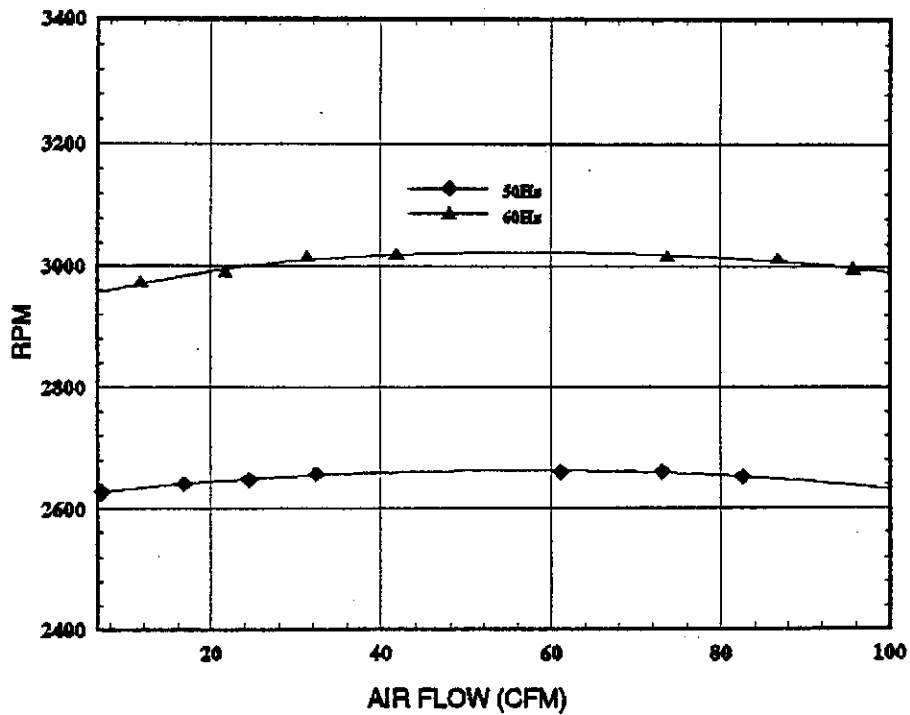
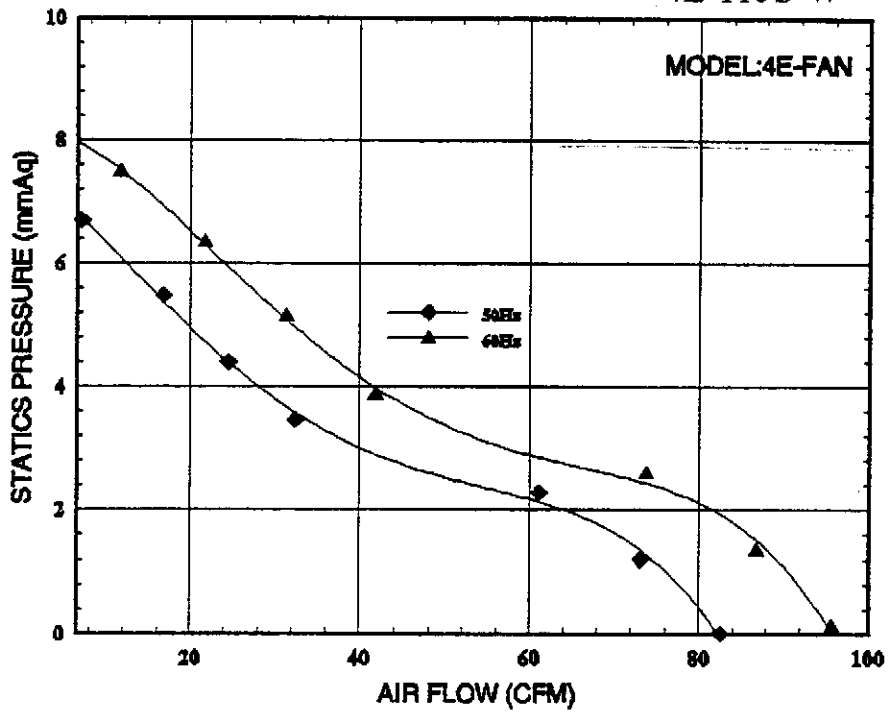
FILE NO :

A4E0011HS-B1

REVISIONS :

BI-SONIC FAN PERFORMANCE CURVES

4E-115S-W



BI-SONIC FAN PERFORMANCE DATA SHEET

Customer: Fan Mode: 4E-115S-W Testing Method: Constant Voltage Testing Voltage: AC 115 V, 50/60Hz Barometric Pressure (cmHg): Dry Bulb Temperature (C):25.1 Relative Humidity (%) 60 File Name: 4E-115S-W	Test No: 4E-115S-W System Setup:outlet Chamber Testing Date: 06-26-2000 Barometric Density (kg/m3):1.14 Testing Engineer:Chen Jr Wei Remark:
---	---

No	CFM	mmAq	inAq	A	RPM	Watt
50Hz 1	82.48	0.013	0.005	0.21	2652	24
2	73.07	1.209	0.047	0.21	2661	24
3	61.03	2.283	0.089	0.21	2661	24
4	32.33	3.467	0.136	0.21	2658	24
5	24.45	4.401	0.173	0.21	2648	24
6	16.66	5.487	0.216	0.21	2641	24
7	7.02	6.695	0.263	0.21	2627	24
No	CFM	mmAq	inAq	A	RPM	Watt
60Hz 1	95.68	0.117	0.004	0.191	2996	22
2	86.75	1.343	0.052	0.194	3012	22
3	73.78	2.593	0.102	0.197	3016	22
4	41.73	3.867	0.152	0.195	3019	22
5	31.27	5.143	0.202	0.2	3016	22
6	21.64	6.349	0.249	0.203	2988	22
7	11.51	7.481	0.294	0.207	2972	22

BI-SONIC TECHNOLOGY CORP NOISE TEST REPORT

測試機種: 4E-115S-W

測試目的: Evaluation 評估

工 令: _____

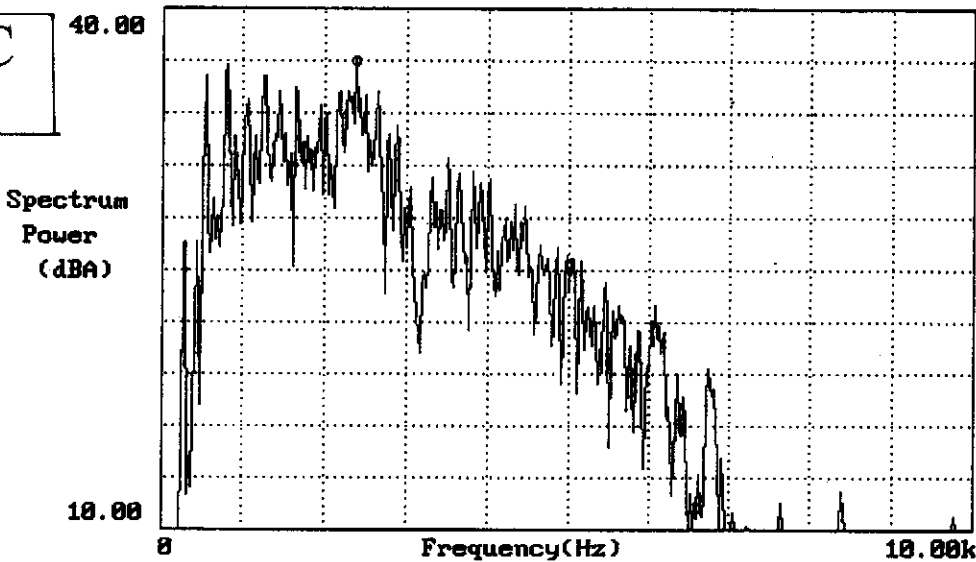
IPQC

取 樣: _____ pcs

QA

115V AC
60Hz

資料代碼:
4E-60HZ
測試頻率:
10KHz
測試感度:
8dB
觸發感度:
0/128
觸發位置:
100點
Y軸上限:
40.00
Y軸下限:
10.00
平均次數:
3次



OV. AL	——	45.71814dB	MAXIM	2.375kHz	36.90125dB
LEFT	5.000kHz	23.74512dB	MINIM	0.0000Hz	-289.418dB

結果分析: _____

- (1) Background Noise : 17dBA
 - (2) FFT Analyzer
 - (3) Sound Pressure Level Meter
- No. RR01.04A

Reporter: _____

Date : 2000/06/14

BI-SONIC TECHNOLOGY CORP NOISE TEST REPORT

測試機種: 4E-115S-W

測試目的: Evaluation 評估

工 令: _____

IPQC

取 樣: _____ pcs

QA

115V AC

50Hz

資料代碼:

4E-50HZ

測試頻率:

10KHz

測試感度:

8dB

觸發感度:

8/128

觸發位置:

100點

Y軸上限:

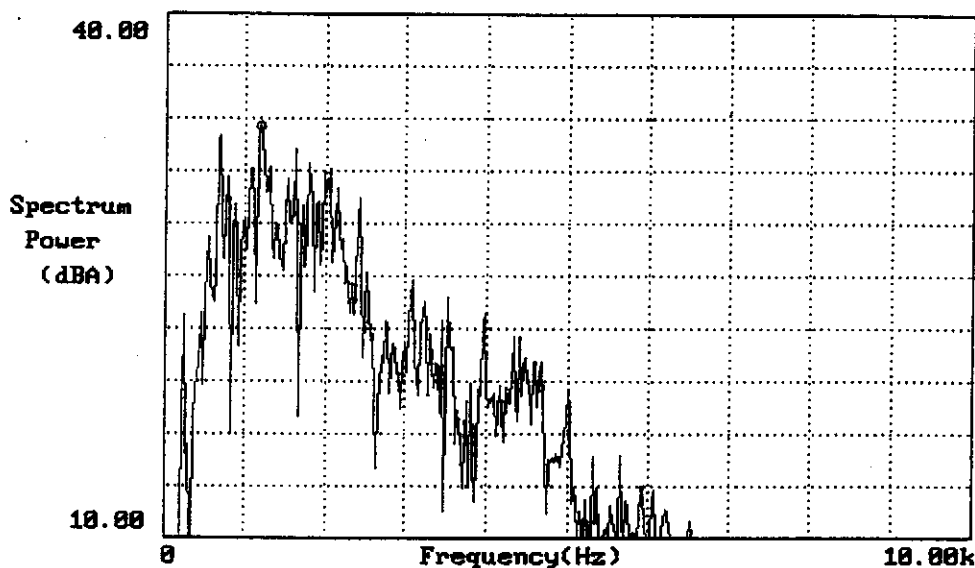
40.00

Y軸下限:

10.00

平均次數:

3次



OU. AL	_____	40.52283dB	MAXIM	1.175kHz	33.55408dB
LEFT	5.000kHz	18.51929dB	MINIM	0.0000Hz	-289.418dB

結果分析:

(1) Background Noise : 17dBA

(2) FFT Analyzer

(3) Sound Pressure Level Meter

No. RR01.04A

Reporter: _____

Date : 2000/06/14