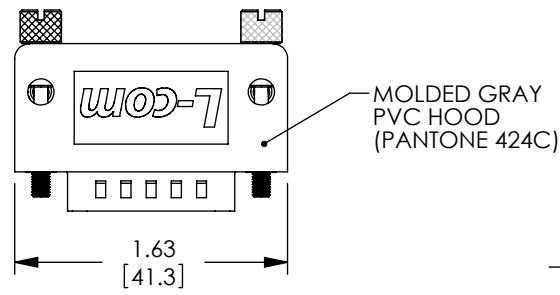


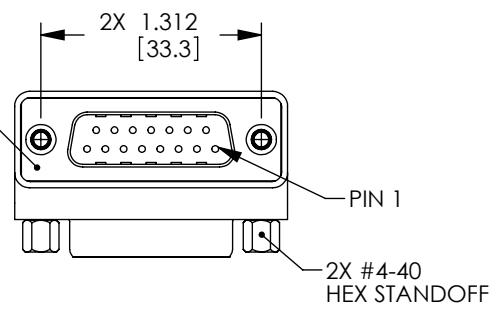
THE INFORMATION CONTAINED IN THIS DRAWING IS THE SOLE PROPERTY OF L-COM, INC. ANY REPRODUCTION IN PART OR WHOLE WITHOUT THE WRITTEN PERMISSION OF L-COM, INC. IS PROHIBITED.

REVISIONS			
REV	DESCRIPTION	DATE	APPROVED
A	CN RELEASE	12/29/09	D.GRIFFIN
B	ECN 4765: CH'G TOL. ON .149 DIM. FROM .010 [.25] TO .014 [.35]	5/21/10	D. CASTRO

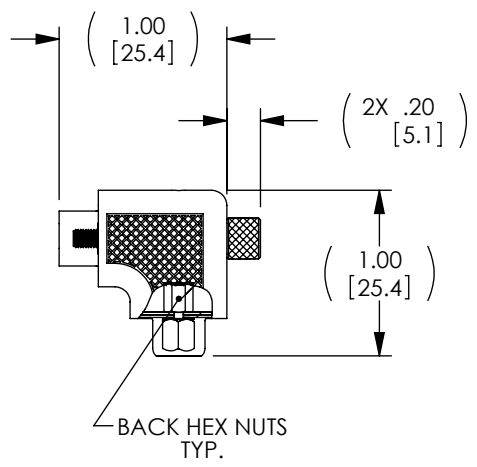
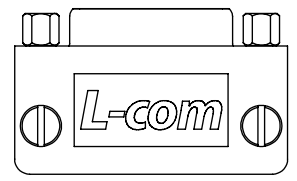
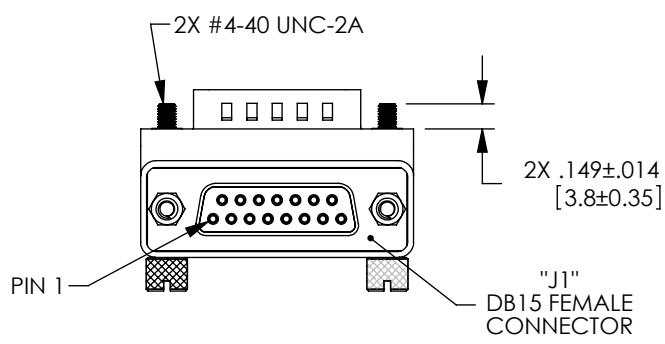
D  
C  
B  
A



"P1"  
DB15 MALE CONNECTOR

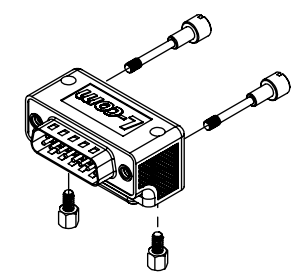


WIRING MAP	
"P1"	"J1"
1	1
2	2
3	3
4	4
5	5
6	6
7	7
8	8
9	9
10	10
11	11
12	12
13	13
14	14
15	15
SHELL	SHELL

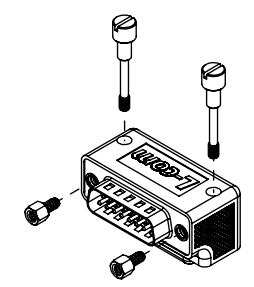


**HARDWARE CONFIGURATIONS**

STANDARD HARDWARE CONFIGURATION



ALTERNATE HARDWARE CONFIGURATION



- NOTES:**
- ADAPTOR SHALL BE TESTED FOR CONTINUITY.
  - ADAPTOR SHALL BE INDIVIDUALLY PACKAGED IN ACCORDANCE WITH L-COM SPECIFICATION PS-0031.
  - PRODUCT SHIPPED IN STANDARD HARDWARE CONFIGURATION SHOWN ABOVE AND IN EXPLODED VIEW.

**RoHS Compliant** ✓

UNLESS OTHERWISE SPECIFIED, DIMENSIONS ARE IN INCHES [mm] OVERALL CABLE LENGTH TOLERANCE: ≤12 [305] = +1 [25] / -0 >12 [305] ≤60 [1524] = +2 [51] / -0 >60 [1524] ≤120 [3048] = +4 [102] / -0 >120 [3048] ≤300 [7620] = +6 [152] / -0 >300 [7620] = +3% / -0%	APPROVALS	DATE		45 BEECHWOOD DRIVE NORTH ANDOVER, MA 01845
	DRAWN BY D. CASTRO	9/11/09		
ALL OTHER DIMENSIONAL TOLERANCES: .X = ±.2 .XX = ±.02 .XXX = ±.005	CHECKED BY D. FRISIELLO	9/14/09	CATEGORY <b>DATA</b>	
	APPROVED BY D. PARHAM	9/14/09	PRODUCT DESCRIPTION <b>ADPT,DB15M/F RA ORIENTATION 3</b>	
PROJECTION 	CONFIGURATION DETAILS OF UNDIMENSIONED FEATURES MAY VARY	COLOR VARIATIONS MAY OCCUR	SIZE <b>A</b>	FSCM NO. <b>43321</b>
			DWG. NO. <b>DG9015MF3</b>	REV. <b>B</b>
			SCALE: NONE	CAD FILE: DG9015MF3.SLDDRW
				SHEET 1 OF 1

8 7 6 5 4 3 2 1