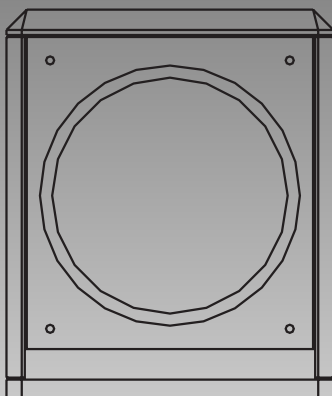




Home Theater Loudspeaker Systems

50-16380 Active Subwoofer

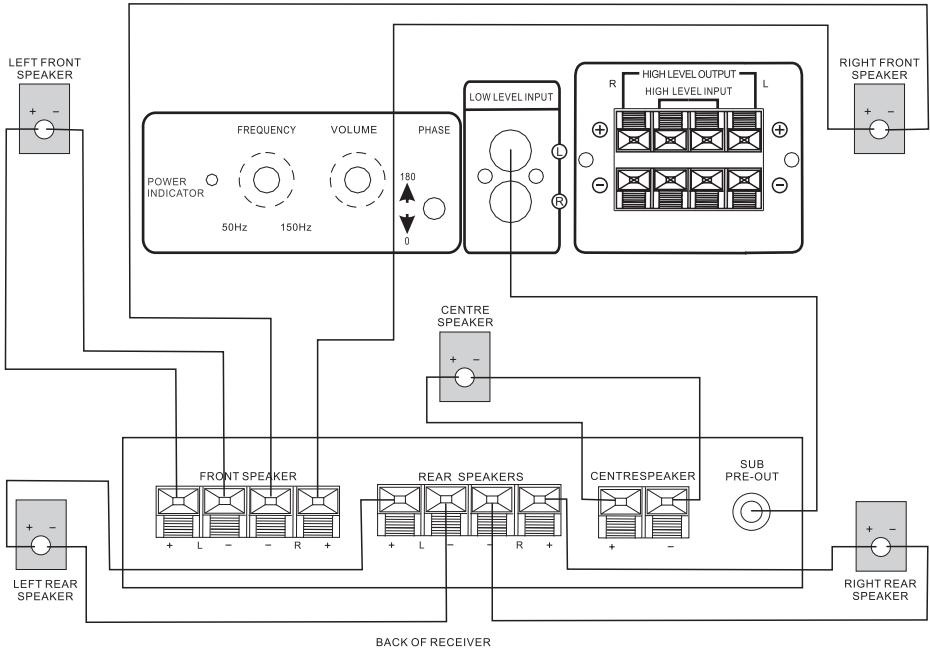


Instruction Manual

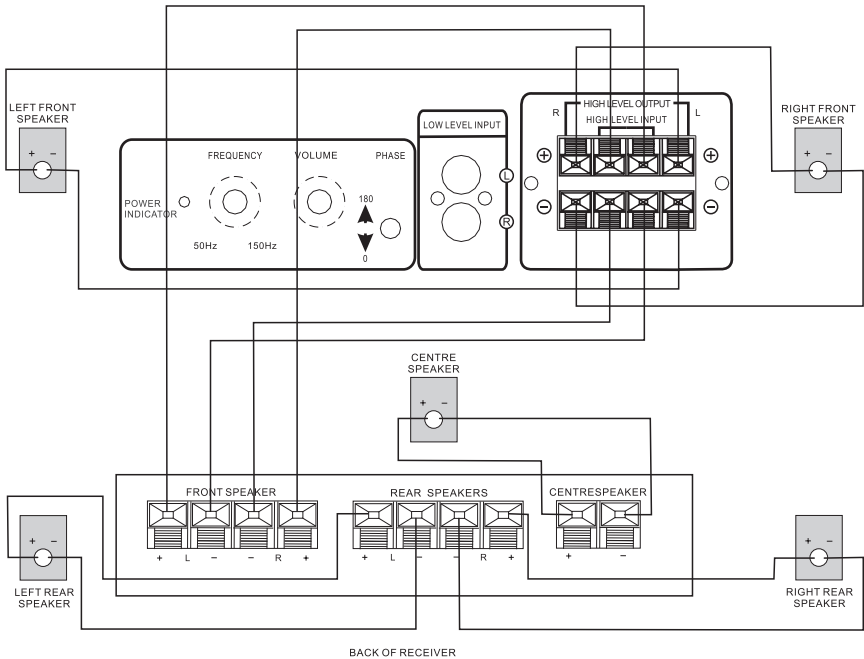
www.mcmelectronics.com

Set - Up Diagram

CONNECTION FOR HOME THEATRE RECEIVER WITH SUB PRE-OUT



CONNECTION FOR HOME THEATER RECEIVER WITHOUT SUB PRE-OUT



Technical Specifications

50-16380	
Power Handling	120W RMS
Frequency response+/- (3dB)	20Hz ~ 180Hz
Variable crossover	50Hz ~ 150Hz
Phase Alignment	0° / 180° sealecable
Power requirements	110VAC 60Hz
Auto on/off switch	Yes
Volume control	Yes
Line input	L/R RCA female (internally summed mono)
Speaker input/output	Yes
Dimensions(HxWxD)	17" (H) x 12.75" (W) x 17.5" (D) including feet
Finish	Simulated black ash veneer, gloss black top plate

Design and specifications are subject to change without notice

INSTALLATION NOTE

Proper placement is essential for obtaining the best performance from any subwoofer speaker system. For best results, this subwoofer should be placed on the front wall, on the same plane as the front speakers, and in the corner. The second choice would be to locate this speaker in another corner. In the event a corner is not available, the subwoofer should at least be placed against the wall. Locating the speaker away from a corner, and away from a wall will significantly reduce its effect.

Warranty

This product is warranted against defects for a period of one year from original purchase. This warranty covers solely the repair or replacement of this fixture, and does not extend beyond that. It is the responsibility of the user to ensure proper application, installation and use of this item.

Stellar Labs and its affiliate companies are not responsible for any damages related to the use of this item. For warranty service or replacement, please contact your Stellar Labs dealer.

Stellar Labs

Distributed exclusively by:
MCM Electronics
www.mcmelectronics.com