










VCP-W—5 and 15 kV switchgear common replacement parts









Electrical components

Table 1. Electrical components

Item	Description	Current Eaton Style Number
M22 Indicating Lights (LED) 125 Vdc		
	Red (10 mA) 125 Vdc Green (10 mA) 125 Vdc Yellow (10 mA) 125 Vdc	3A40695G46 3A40695G36 3A40695G66
	Amber (10 mA) 125 Vdc (orange LED with amber lens)	3A40695G06
	Blue (10 mA) 125 Vdc White (10 mA) 125 Vdc	3A40695G16 3A40695G56
Replacement M22 Bulbs 12–30 Vac/dc		
	Red LED bulb (quantity 10) Green LED bulb (quantity 10) Yellow LED bulb (quantity 10)	M22-L-R-R M22-L-G-R M22-L-Y-W
	Amber LED bulb (orange) (quantity 10) Blue LED bulb (quantity 10) White LED bulb (quantity 10)	M22-L-A-W M22-L-B-B M22-L-W-W
Control Fuses		
	3 ampere NON (quantity 10) 6 ampere NON (quantity 10) 10 ampere NON (quantity 10)	73482AJ00D 73482AJ00G 73482AJ00H
	15 ampere NON (quantity 10) 20 ampere NON (quantity 10) 30 ampere NON (quantity 10)	73482AJ00J 73482AJ00K 73482AJ00M
Pull Fuse Assembly		
	Two-pole 30 ampere Three-pole 30 ampere	PFS3322 PFS3333
Space Heaters		
	125 volt, 250 watt 250 volt, 250 watt 125 volt, 95 watt 250 volt, 100 watt	3614A50H01 3614A50H02 3614A50H04 3614A50H05
Thermostats		
	Fixed 110°F/43.3°C	266C072H04
	Humidistat, 20–80% RH, 7.5A/120V	SA02272H03
Capacitor Trip Units		
	120 Vac control 240 Vac control	3A39175G01 3A39175G02

Mechanical devices

Table 2. Mechanical devices




Item	Description	Current Eaton Style Number
Auxiliary Drawer Latch Handle		
	Auxiliary drawer latch handle	8341A34H01
Stand Off Insulators		
	3.50-inch (88.9 mm) glass polyester insulator	5227B11H01
	6.00-inch (152.4 mm) glass polyester insulator—auxiliary drawer 6.00-inch (152.4 mm) glass polyester insulator—rear module	5227B11H06 5227B11H04
	3.50-inch (88.9 mm) porcelain insulator 6.00-inch (152.4 mm) porcelain insulator	8289A17H03 8289A17H01
Main Bus Support with Snubbers		
	1200 ampere, glass polyester 2000 ampere, glass polyester 3000 ampere, glass polyester	1A30269G11 1A30269G12 1A30269G13
	1200 ampere, porcelain 2000 ampere, porcelain 3000 ampere, porcelain	1A30269G14 1A30269G15 1A30269G16
Stab Molding Assembly		
	1200 ampere porcelain (bus side) 2000 ampere porcelain (bus side) 3000 ampere porcelain (bus side)	6437C76G01 6437C76G03 6355C65G0
	1200 ampere glass polyester (bus side) 2000 ampere glass polyester (bus side) 3000 ampere glass polyester (bus side)	6437C76G05 6437C76G07 6355C65G03
	1200 ampere porcelain (line side) 2000 ampere porcelain (line side) 3000 ampere porcelain (line side)	6437C76G02 6437C76G04 6355C65G02
	1200 ampere glass polyester (line side) 2000 ampere glass polyester (line side) 3000 ampere glass polyester (line side)	6437C76G06 6437C76G08 6355C65G03
	Kirk key interlock assembly VCP-W breaker, test position only (standard)	6510C48G03
	Padlock interlock assembly	691C540G01
MOC Switch Assembly with Harness		
	5A/4B, 1 switch, connected and test 5A/4B, 1 switch, connected only 10A/8B, 2 switches, connected and test	6510C50G02 6510C50G03 6510C50G04
	10A/8B, 2 switches, connected only 15A/12B, 3 switches, connected and test 15A/12B, 3 switches, connected only	6510C50G05 6510C50G06 6510C50G07
TOC Switch Assembly with Harness		
	TOC assembly 5A/4B, 1 switch	6510C49G03



Powering Business Worldwide

Mechanical devices

Table 2. Mechanical Devices, continued

Item	Description	Current Eaton Style Number
VCP-W Breaker, 5 and 15 kV Secondary		
	VCP-W breaker, 5 and 15 kV secondary contact kit	SECKITVCPW
Auxiliary Drawer Parts		
	Male secondary contact assembly	6511C08G02
	Female secondary contact assembly	6511C09G02

Hardware kits and accessories

Table 3. Hardware Kits and Accessories




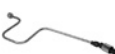






Item	Description	Current Eaton Style Number
Rear Sheet Hardware Kit		
	Rear sheet hardware kit (24 sets)	RDOORKIT
Cable Termination Boots		
	1200 ampere, 1 and 2 cables per phase 1200 ampere, 3 cables per phase 2000 ampere, 1 and 2 cables per phase 2000 ampere, 3 cables per phase	1C17370H01 1C17371H01 1C17370H02 1C18371H02
Front Panel Standard Latch		
	Front panel standard latch	8346A76H01

Table 3. Hardware Kits and Accessories, continued

Item	Description	Current Eaton Style Number
Levering-in Crank and Clutch Assembly		
	Levering-in crank and clutch assembly Levering-in crank and clutch assembly arc	701B601G01 701B601G08
Removable Extension Rails		
	Right-hand rail extension Left-hand rail extension	7813C41G01 7813C41G02
Portable Lift Crane		
	Portable lift crane	1C19086H11
Breaker Lift Yoke		
	Breaker lift yoke	691C607G01
Dockable Dolly		
	Dockable dolly	6510C71G01
VCP-W Test Jumper (Breaker Power Source)		
	VCP-W test jumper (breaker power source)	6526C23G01
VCP-W Test Cabinets (Separate Power Source)		
	Any DC close and trip AC or DC close with DC trip 120/240 Vac close and capacitor trip	8346A28G01 8346A28G02 8346A28G03

Note: Order Entry Suffix is **Q28**.

Note: Contact Eaton's Aftermarket Products Department at 1-800-345-4072.

Note: 24-hour Quick-Ship available. For additional information, call Eaton's Aftermarket Products Department toll free at 1-800-345-4072.

Eaton Corporation
Electrical Sector
1111 Superior Ave.
Cleveland, OH 44114
United States
877-ETN-CARE (877-386-2273)
Eaton.com

© 2011 Eaton Corporation
All Rights Reserved
Printed in USA
Publication No. RP02201001E / Z11339
August 2011